



User Manual

Computer Vertical 2.4GHz Wireless Mouse for Laptop and Desk PC, 6 Buttons, Black

Manuel de l'utilisateur

FR Computer Vertical 2.4GHz Wireless Mouse for Laptop and Desk PC, 6 Buttons, Black

Bedienungsanleitung

DE Computer Vertical 2.4GHz Wireless Mouse for Laptop and Desk PC, 6 Buttons, Black

Manuale per l'uso

IT Computer Vertical 2.4GHz Wireless Mouse for Laptop and Desk PC, 6 Buttons, Black

Manual del usuario

ES Computer Vertical 2.4GHz Wireless Mouse for Laptop and Desk PC, 6 Buttons, Black

Gebruikershandleiding

NL Computer Vertical 2.4GHz Wireless Mouse for Laptop and Desk PC, 6 Buttons, Black

Instrukcja obsługi

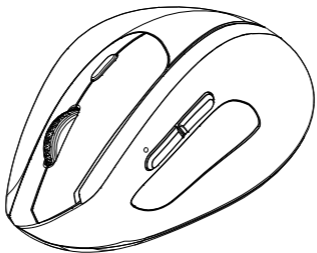
PL Computer Vertical 2.4GHz Wireless Mouse for Laptop and Desk PC, 6 Buttons, Black

Bruksanvisning

SV Computer Vertical 2.4GHz Wireless Mouse for Laptop and Desk PC, 6 Buttons, Black

ユーザーマニュアル

JP Computer Vertical 2.4GHz Wireless Mouse for Laptop and Desk PC, 6 Buttons, Black



ENPage	3
FRPage	XX
DESeite	XX
ITPagina	XX
ESPágina	XX
NLPagina	XX
PLStrona	XX
SVSidan	XX
日本語ページ	XX

Contents

Safety Instructions	4
Package Contents	6
Compatibility	7
Parts Overview	7
Using the Mouse	8
Cleaning and Maintenance	9
Troubleshooting	9
Specifications	10
Legal Notices	11
Feedback and Help	16

Safety Instructions

Read these instructions carefully and retain them for future use. If this product is passed to a third party, then these instructions must be included.

When using the product, basic safety precautions should always be followed to reduce the risk of injury, including the following:

⚠ DANGER Risk of suffocation! Keep packaging materials away from children and pets- these materials are a potential source of danger, such as suffocation.

⚠ DANGER Choking and ingestion hazard! Keep this device away from children.

- ▶ Use this product only as intended. Read all instructions before using.
- ▶ Intended to be used in dry areas only.
- ▶ Do not expose this product to extreme temperatures.
- ▶ Never hold the product under running water.
- ▶ Do not immerse in water or other liquids.
- ▶ Never connect or disconnect the product when your hands are wet.

- Do not disassemble or attempt to repair the product if it malfunctions or has been damaged in any manner. Return the product to the nearest authorized service facility for examination, repair, or adjustment.
- Do not insert any foreign objects inside the casing.
- Never use this product if it is damaged.
- Store in a dry area away from children and pets when not in use.
- Make sure that your device meets the mouse's power requirements. See "Specifications" on page 10.
- Save these instructions.

⚠ DANGER Risk of electric shock! Never allow the product to become wet. If you believe the product has been damaged by water or other liquids, do not plug into a power source.

Battery Warnings

- Keep away from children. Seek immediate help if swallowed.
- Do not dispose of batteries in fire.

- ▶ Store unused batteries in their original packaging away from metal objects. If already unpacked, do not mix or jumble batteries.
- ▶ Remove batteries from the mouse if it will not be used for an extended period of time unless it is for emergency purposes.
- ▶ Exhausted batteries should be immediately removed from the mouse and disposed of properly.
- ▶ If the battery leaks, avoid contact with skin and eyes. Rinse affected areas immediately with plenty of clean water, then consult a doctor.
- ▶ Do not mix old and new batteries and do not mix alkaline, standard (carbon-zinc), or rechargeable (such as ni-cad or ni-mh) batteries.

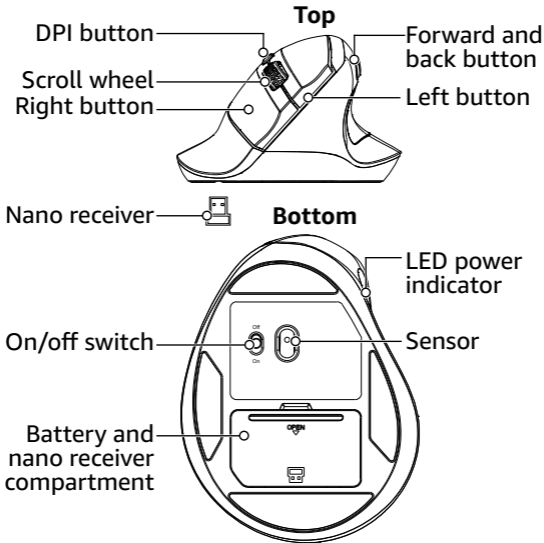
Package Contents

- ▶ Mouse
- ▶ Nano receiver
- ▶ AAA battery (x2)
- ▶ *User Manual*

Compatibility

- ▶ Windows 10/11 or later, Linux, or Chrome
- ▶ An available USB port

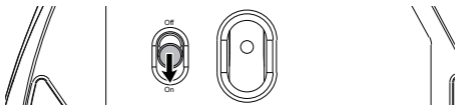
Parts Overview



Using the Mouse

Connecting the Mouse

1. Remove the battery cover.
2. Insert the two AAA batteries. Make sure the + and – symbols are facing the correct direction.
3. Replace the battery cover.
4. Plug the nano receiver into your computer's USB port.
5. Slide your mouse's power switch **ON**.



Changing the DPI

The distance across your screen is measured using dots per square inch (DPI). The higher the DPI, the faster your mouse speed.

Press the DPI button to adjust your mouse's speed.

Mouse DPI: 1000-1200-1600-2400

Cleaning and Maintenance

- ▶ Wipe your mouse with a soft, slightly damp cloth.
- ▶ Use a soft brush or compressed air to clean the nano receiver.
- ▶ Never use corrosive detergents, wire brushes, abrasive scourers, metal, or sharp utensils to clean your mouse.
- ▶ For easy storage, you may place your nano receiver into the slot in the battery compartment.

Troubleshooting

Problem

My mouse is too slow/fast or jerky.

Solutions

- ▶ Make sure the sensor on the bottom of the mouse is clear of debris. Clean it with a soft, slightly damp cloth if necessary.
- ▶ Move your mouse closer to your device.
- ▶ Use your mouse on a different surface.
- ▶ The distance across your screen is measured using dots per square inch (DPI). The higher the DPI, the faster your mouse speed. Press the DPI button to adjust your mouse's speed.

Problem

My mouse does not connect to my device.

Solutions

- ▶ Make sure your mouse has working batteries and is set to **ON**.
- ▶ Make sure the nano receiver is fully plugged into a working USB Type-A port on your device.
- ▶ Move your mouse closer to your device.
- ▶ Restart your device.
- ▶ Make sure your device is compatible with your mouse. See "Compatibility" on page 7.

Specifications

Power Supply:	3V (two AAA batteries)
Battery life:	Up to 4 months (Battery life may vary based on the capacity of the battery, user, and computer conditions)
Current consumption:	4mA
Frequency Band:	2.4 GHz (2.402 GHz – 2.480 GHz)

Maximum Radio-frequency Power:	1.04mW
Operating Range:	10m (32.81ft)
Compatible Operating Systems:	Windows 10/11 or later, Linux, or Chrome
Sensor:	Optical
Body Style:	Right-handed
DPI:	1000, 1200, 1600, or 2400
USB Connector:	USB Type-A

Legal Notices

FCC – Supplier's Declaration of Conformity

Unique Identifier	B0DWS3R3XP - Amazon Basics Computer Vertical 2.4GHz Wireless Mouse for Laptop and Desk PC, 6 Buttons, Black
Responsible Party	Amazon.com Services LLC.

U.S. Contact Information	410 Terry Ave N. Seattle, WA 98109, United States
Telephone Number	(206) 266-1000

FCC Compliance Statement

1. This device complies with Part 15 of the FCC Rules. Operation is subject to the two following conditions:
- (1) this device may not cause harmful interference, and
 - (2) this device must accept any interference received, including interference that may cause undesired operation.
2. Changes or modifications to this product not expressly approved by the party responsible for compliance could void the user's authority to operate the equipment.

FCC Interference Statement

This equipment has been tested and found to comply with the limits for a Class B digital device, pursuant to part 15 of the FCC Rules. These limits are designed to provide reasonable protection against harmful interference in a residential installation.

This equipment generates, uses, and can radiate radio

frequency energy and, if not installed and used in accordance with the instructions, may cause harmful interference to radio communications.

However, there is no guarantee that interference will not occur in a particular installation. If this equipment does cause harmful interference to radio or television reception, which can be determined by turning the equipment off and on, the user is encouraged to try to correct the interference by one or more, of the following measures:

- ▶ Reorient or relocate the receiving antenna.
- ▶ Increase the separation between the equipment and the receiver.
- ▶ Connect the equipment into an outlet on a circuit different to which the receiver is connected.
- ▶ Consult the dealer or an experienced radio/TV technician for help.

RF Exposure Statement

The device has been evaluated to meet general RF exposure requirement. The device can be used in portable exposure condition without restriction.

L'appareil a été évalué pour répondre aux exigences générales d'exposition aux radiofréquences. L'appareil peut être utilisé en condition d'exposition portable sans restriction.

ISED Statement

English: This device contains licence-exempt transmitter(s)/ receiver(s) that comply with Innovation, Science and Economic Development Canada's licence-exempt RSS(s).

Operation is subject to the following two conditions:

- (1) This device may not cause interference.
- (2) This device must accept any interference, including interference that may cause undesired operation of the device.

The digital apparatus complies with Canadian CAN ICES 3(B)/NMB 3(B).

French: Cet appareil contient des émetteurs/récepteurs exempts de licence qui sont conformes aux RSS exemptés de licence d'Innovation, Sciences et Développement économique Canada.

L'exploitation est soumise aux deux conditions suivantes : (1)

- Cet appareil ne doit pas provoquer d'interférences.
- (2) Cet appareil doit accepter toute interférence, y compris les interférences susceptibles de provoquer un fonctionnement indésirable de l'appareil.

l'appareil numérique du ciem conforme canadien peut 3 (b) / nmb 3 (b).

This device meets the exemption from the routine evaluation limits in section 6.3 of RSS 102 and compliance with RSS 102 RF exposure, users can obtain Canadian information on RF exposure and compliance.

cet appareil est conforme à l' exemption des limites d' évaluation courante dans la section 6.3 du cnr - 102 et conformité avec rss 102 de l' exposition aux rf, les utilisateurs peuvent obtenir des données canadiennes sur l' exposition aux champs rf et la conformité.

This equipment complies with Canada radiation exposure limits set forth for an uncontrolled environment.

Cet équipement est conforme aux limites d' exposition aux rayonnements du Canada établies pour un environnement non contrôlé.

Canada IC Notice

This Class B digital apparatus complies with Canadian CAN ICES (B)/NMB (B) standard.

Disposal (for Europe only)



The Waste Electrical and Electronic Equipment (WEEE) laws aim to minimize the impact of electrical and electronic goods on the environment and human health, by increasing re-use

and recycling and by reducing the amount of WEEE going to landfill. The symbol on this product or its packaging signifies that this product must be disposed separately from ordinary household wastes at its end of life. Be aware that this is your responsibility to dispose of electronic equipment at recycling centres in order to conserve natural resources. Each country should have its collection centres for electrical and electronic equipment recycling. For information about your recycling drop off area, please contact your related electrical and electronic equipment waste management authority, your local city office, or your household waste disposal service.

Battery Disposal



Do not dispose of used batteries with your household waste. Take them to an appropriate disposal/collection site.

Note to translators: Put below FR sentence and icon in the final French section of the UM:

Information des consommateurs sur la règle de tri (pour la France)

FR

Cet appareil se recycle

À DÉPOSER EN MAGASIN

OU

À DÉPOSER EN DÉCHÈTERIE

Points de collecte sur www.quefairedemesdechets.fr

Simplified EU Declaration of Conformity

Hereby, Amazon EU Sarl declares that the radio equipment type B0DWS3R3XP is in compliance with Directive 2014/53/ EU.

The full text of the EU declaration of conformity is available at the following internet address: https://www.amazon.co.uk/amazon_private_brand_EU_compliance

Simplified UK Declaration of Conformity

Hereby, Amazon EU SARL, UK Branch declares that the radio equipment type B0DWS3R3XP is in compliance with the Radio Equipment Regulations 2017.

The full text of the UK declaration of conformity is available at the following internet address: https://www.amazon.co.uk/amazon_private_brand_EU_compliance

Feedback and Help

We would love to hear your feedback. Please consider leaving a rating and review through your purchase orders. If you need help with your product, log in to your account and navigate to the customer service / contact us page.

amazon basics

amazon.com/pbhelp

FCC ID: 2BA78HM8833

IC: 8340A-HM8833



219-258159

FOR UK ONLY	UNIQUEMENT POUR LA FRANCE	SOLO PER ITALIA	SOLO ESPAÑA
 PAPER Recycle	 FR	 CARTA PAP 22 RACCOLTA CARTA Verifica le disposizioni del tuo Comune	 AI Azul Envase Cartón



Amazon.com Services LLC, 410 Terry Ave N. Seattle, WA 98109 USA • Amazon.com.
ca ULC, 605 5th Avenue South Suite 100 Seattle Washington, United States 98104
• Amazon México, S. de R.L. de C.V., Boulevard Manuel Ávila Camacho, #261 Piso
5 Colonia Polanco I Sección, Miguel Hidalgo, Ciudad de México, C.P.11510 México
RFC: ACA140623TXA (☎: 800-874-8725)

Amazon EU Sarl, UK Branch, 1 Principal Place, Worship ST, London EC2A 2FA, United
Kingdom (reg: BR017427) • Amazon EU S.à r.l., 38 Avenue John F. Kennedy, L-1855
Luxembourg
(reg: 134248)

Amazon Commercial Services Pty Ltd, L 37 2-26 Park ST, Sydney NSW 2000 Australia
• Amazon Commercial Services (South Africa), Wembley Square 2 - 134 Solan Street,
Gardens, Cape Town, Western Cape, 8001

アマゾンジャパン合同会社 東京都目黒区下目黒 1-8-1
153-0064 日本

V01-07/25