

## 12 month warranty

Thank you for your purchase.

Your new product is warrantied to be free from defects in materials and workmanship for the period stated above, from the date of purchase, provided that the product is used in accordance with accompanying recommendations or instructions where provided. This warranty is in addition to your rights under the Australian Consumer Law. For New Zealand customers, this warranty is in addition to statutory rights observed under New Zealand legislation.

We will provide you with your choice of a refund, repair (where possible) or exchange (availability dependent) for this product if it becomes defective within the warranty period. The business will bear the reasonable expense of claiming the warranty. This warranty will no longer apply where the defect is a result of alteration, accident, misuse, abuse or neglect.

Please retain your receipt as proof of purchase and contact our Customer Service Centre as listed below, for the entity you purchased this product from, for any difficulties with your product. Warranty claims and claims for expense incurred in returning this product can be addressed to the respective Customer Service Centre.

Our goods come with guarantees that cannot be excluded under the Australian Consumer Law. You are entitled to a replacement or refund for a major failure and compensation for any other reasonably foreseeable loss or damage. You are also entitled to have the goods repaired or replaced if the goods fail to be of acceptable quality and the failure does not amount to a major failure.

### Statement

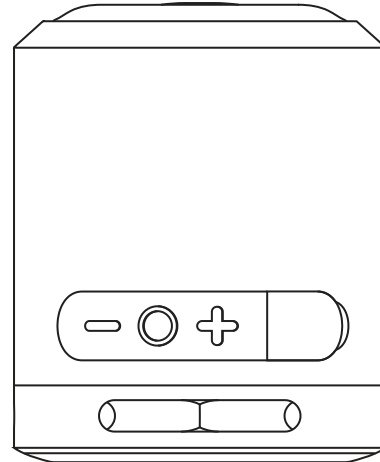
- This product shall not be connected to power supply source exceeding PS1 (5V d.c. 1A).
- Battery cannot be subjected to high or low extreme temperatures, low air pressure at high altitude during use, storage or transportation.
- Disposal of a battery into fire or a hot oven, or mechanically crushing or cutting of a battery, that can result in an explosion.
- Leaving a battery in an extremely high temperature surrounding environment that can result in an explosion or the leakage of flammable liquid or gas.
- A battery subjected to extremely low air pressure that may result in an explosion or the leakage of flammable liquid or gas.
- The apparatus is only suitable for mounting at height < 2m.
- The marking located on the bottom of the apparatus.

Contact for Kmart purchases	Contact for Target purchases
Kmart Australia Ltd. C/- Customer Service Centre 690 Springvale Road, Mulgrave Vic 3170 Customer Service: 1800 124 125 (Australia) or 0800 945 995 (New Zealand) or via Customer Help at <a href="http://kmart.com.au">kmart.com.au</a>	Target Australia Pty Ltd C/- Customer Service Centre 2 Kendall Street, Williams Landing, Vic. 3027 Customer Service: 1300 753 567 or via Customer Help at <a href="http://target.com.au/help/contact-us">target.com.au/help/contact-us</a>

# Portable Bluetooth Speaker Operating instructions

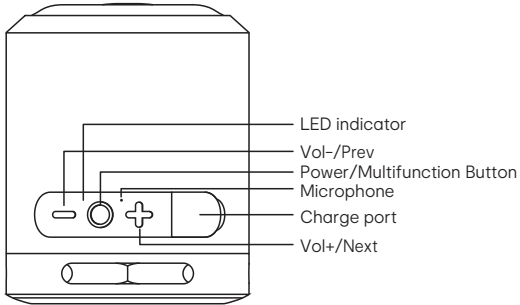
includes:

- › Bluetooth speaker
- › Charging cable
- › use manual



K: 43351329 | T: 68737580  
 K: 43351312 | T: 68737603  
 MODEL: 21YX48

## Function overview:





## How to use these speaker:


### Function Operation


**Pause** click  button

**Play** click  button

**Next Song** press and hold  button

**Previous Song** press and hold  button

**Volume Up** click  button – when the volume is adjusted to maximum you will hear a tone notification

**Volume Down** click  button

### Power ON / OFF

#### Power ON

Press and hold power button  2s.You will hear a voice indication tone

#### Power OFF

Press and hold power button  2s.You will hear a voice indication tone

## Specifications:

### Model No:

21YX48

### Version:

V5.0

### Support profiles:

A2DP, AVRCP, HFP

### Working Distance:

10 meters

### Music Time:

12 Hours

### Talk time:

12 Hours

### Standby time:

>100 Hours

### Charging voltage:

5V d.c.

### Charge time:

3 Hours



### Pairing window time:

5 minutes

## Pairing the speaker with Bluetooth devices

- › Once the speaker is powered on, it is in pairing mode (LED flashes ) and will pair to the last paired device (if available).
- › Pair the speaker in Bluetooth menu in mobile phone and once it is paired, you can hear a pairing tone and the LED will flash every few seconds.  
Bluetooth Name: 'anko43351329' or 'anko43351312'

## Phone calls



- › Press  button to pick up/hang up phone calls.
- › Press and hold the  1s reject the calls.

## Playing music

When the speaker connects with the mobile phone via Bluetooth you can enjoy music through the speaker wirelessly.

## True wireless mode (for Bluetooth mode only)

### Entry TWS mode

Switch both speakers in Bluetooth mode, press  button in either speakers for true wireless connection; you will hear a pairing tone from two speakers after they connected. Search the speaker's Bluetooth name on mobile device for Bluetooth connect. In other case, when one speaker has already connected to a Bluetooth device, you can also press  button in another speaker (also in Bluetooth mode) to connect them in true wireless mode.

After the first successful pairing connection, two speakers will connect automatically if both of them are powered on.

### Disable TWS mode

Click  button 3 times on either Bluetooth speakers to disable the TWS mode.

The Bluetooth® word mark and logos are registered trademarks owned by Bluetooth® SIG, Inc., and any use of such marks by KMART AUSTRALIA is under licence.

## Battery Charging

This Bluetooth speaker is powered by rechargeable Li-ion battery.

Please use the accessory USB cable to recharge the battery.

- › Insert USB charging cable into a suitable USB port.
- › Connect charging cable with the speaker USB port .
- › Indicator LED turns RED to show battery is charging.
- › Indicator LED turns off when battery is fully charged.
- › It takes about 3 hours to fully charge the battery.