

INDOOR 1



Arenti<sup>o</sup>

# QUICK GUIDE




Product Type:IP CAMERA Model:Mini 15T

Compatible with Amazon Alexa & Google Assistant


# Quick start guide

1. Packing list
2. Product description
3. Device configuration
4. Legal notice

## 1. Packing list




Camera 1X




Tape 1X



USB cable 1X

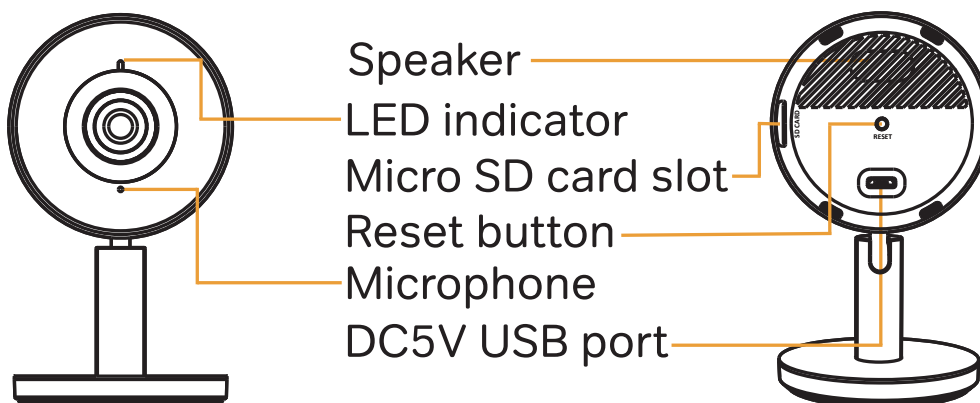


Quick start guide 1X



Power adaptor 1X

## 2. Product description



## Notice

To reset the device, press and hold the reset button for 5 seconds.

The camera beeps when the operation is complete.

Flashing red light (slow)	Waiting configuration
Flashing red light (fast)	Searching WiFi network
Fixed blue light	Camera connected to WiFi
Flashing blue light	Access point mode

### 3. Camera configuration

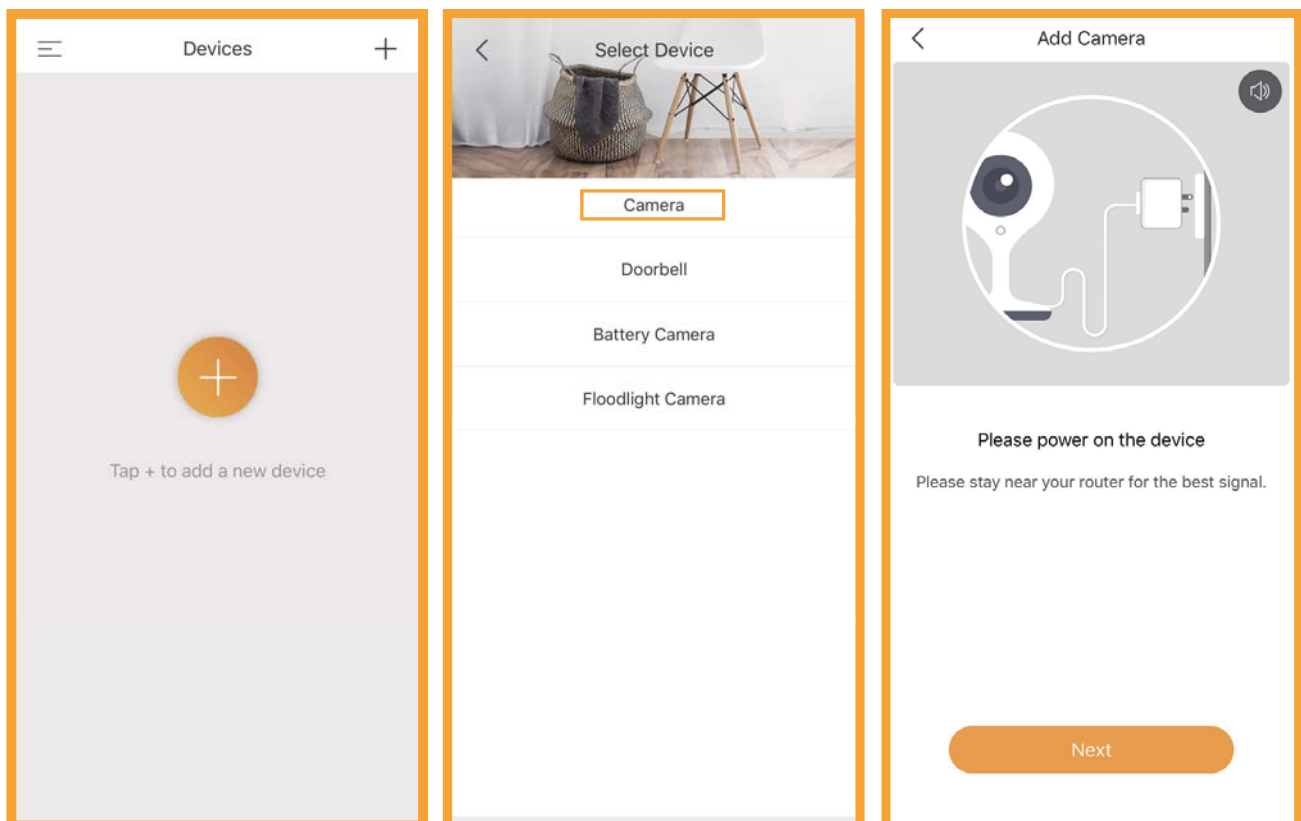
**Step 1** Turn on your camera by plugging in the power adapter.

**Step 2** Connect your smartphone to the Wi-Fi network.

**Step 3** Download Arenti app from the App Store or Google Play depending on your device.

**Step 4** Launch Arenti app and sign up for the first use.

**Step 5** Follow the steps below to add your camera, then follow the on-screen instructions.



## Note

- If you have multiple cameras, please follow step 5 again to add devices one by one.
- To change Wi-Fi network, please restore the camera to factory settings and follow step 5 to add the camera.

**For more information, please download the user manual at [www.arenti.com](http://www.arenti.com)**

## Specifications

Sensor type	1/ 2.9" CMOS
Min. Brightness	Color 0.01Lux@F1.2 Black and white 0.001Lux@F1.2
Resolution	2 Mega pixels
Lens	3.6mm F2.0
Shutter	1/25~1/100,000 per second
Infrared	High power LED with ICR
Infrared distance	10 meters
Video compression	H.264
Bit rate	32Kbps~2Mbps
Max resolution	1920 × 1080
Framerate	1~25 per second
Picture settings	Support HD/SD;support flip;
Storage	SD card(Max 128G)
Audio	Two-way audio
Protocols	HTTP,DHCP,DNS,RTSP
WiFi standard	IEEE802.11 a/b/g/n
Frequency	2.4 GHz 5 GHz
Bandwidth	20/40MHz
WiFi encryption	WPA-PSK/WPA2-PSK
Security	AES128
Working temperature	-20°C~55°C
Power	DC5V,1A
Consumption	5W MAX
Size(mm)	60×57×105

Input voltage	100-240Vac
input frequency	50-60Hz
Output voltage	+5Vdc
Output current	1A
Output power	5W
Efficiency	73,62%
No-load Consumption	< 0.1W

## Support

[www.arenti.com](http://www.arenti.com)

## Symbols

 Direct current (DC)



Don't throw batteries or out of order products with the household waste (garbage). The dangerous substances that they are likely to include may harm health or the environment. Make your retailer take back these products or use the selective collect of garbage proposed by your city.



Hereby, Arenti, declares that the radio equipment type 'INDOOR1' is in compliance with the Directive 2014/53/EU.

The full test of the EU declaration of conformity is available at the following Internet address:  
[http:// www.arenti.com](http://www.arenti.com)



For indoor use only



## FCC Statement

This equipment has been tested and found to comply with the limits for a Class B digital device, pursuant to part 15 of the FCC Rules. These limits are designed to provide reasonable protection against harmful interference in a residential installation. This equipment generates, uses and can radiate radio frequency energy and, if not installed and used in accordance with the instructions, may cause harmful interference to radio communications. However, there is no guarantee that interference will not occur in a particular installation. If this equipment does cause harmful interference to radio or television reception, which can be determined by turning the equipment off and on, the user is encouraged to try to correct the interference by one or more of the following measures:

- Reorient or relocate the receiving antenna.
- Increase the separation between the equipment and receiver.
- Connect the equipment into an outlet on a circuit different from that to which the receiver is connected.
- Consult the dealer or an experienced radio/TV technician for help.

## FCC Radiation Exposure Statement

This device complies with FCC radiation exposure limits set forth for an uncontrolled environment and it also complies with Part 15 of the FCC RF Rules. This equipment must be installed and operated in accordance with provided instructions and the antenna(s) used for this transmitter must be installed to provide a separation distance of at least 20 cm from all persons and must not be co-located or operating in conjunction with any other antenna or transmitter. End-users and installers must be provide with antenna installation instructions and consider removing the no-collocation statement.

This device complies with Part 15 of the FCC Rules. Operation is subject to the following two conditions: (1) this device may not cause harmful interference, and (2) this device must accept any interference received, including interference that may cause undesired operation.

## Caution!

Any changes or modifications not expressly approved by the party responsible for compliance could void the user's authority to operate the equipment.