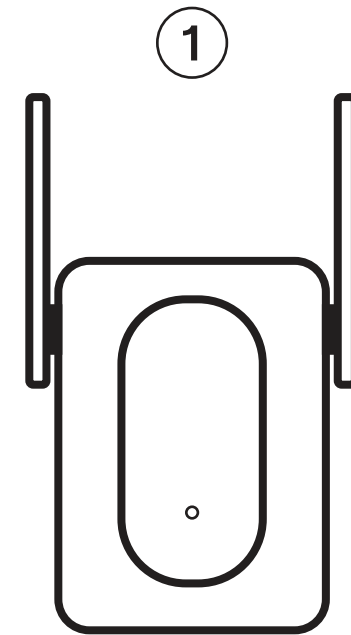


# Let's get started!


## Smart WiFi 2.4GHz Converter

Quick Start Guide



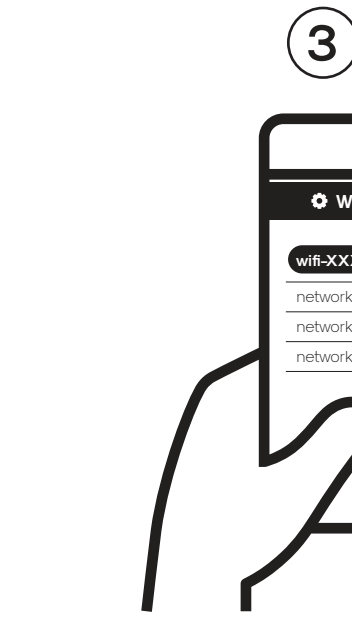
### Turn your converter on

Plug the Atomi Smart WiFi Converter into a power outlet next to your router.



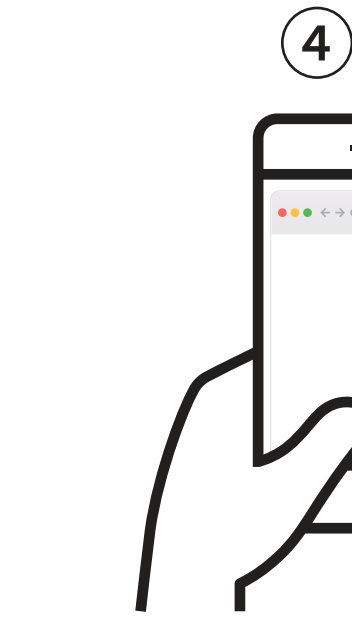
### Wait for the blue light

The indicator light will turn green and then, after a few seconds, change to blue. Wait about 1 minute.



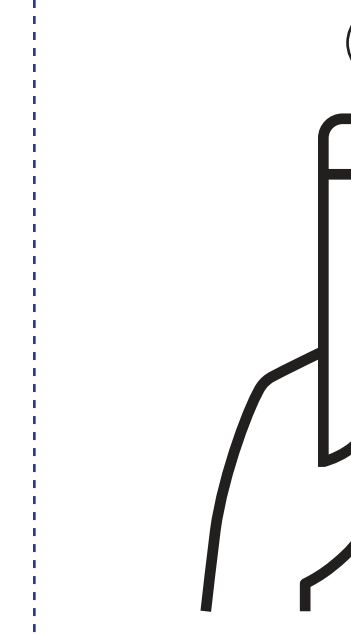
### Connect to the converter

Select "wifi-xxxx" on the network list to connect to the converter's WiFi.



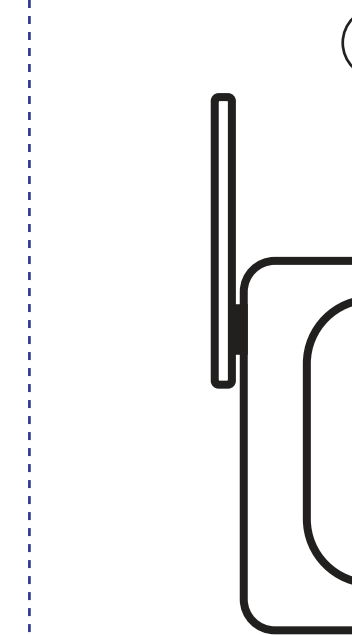
### Open your browser

Once connected, open your browser and type "atomismart-connect.com" or "192.168.188.1".



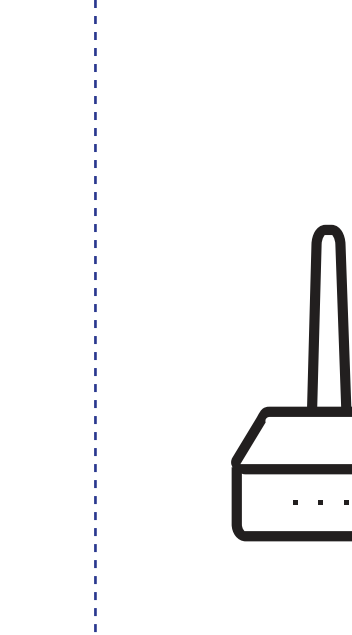
### Login

Enter "admin" as your login password and follow the on-screen instructions.



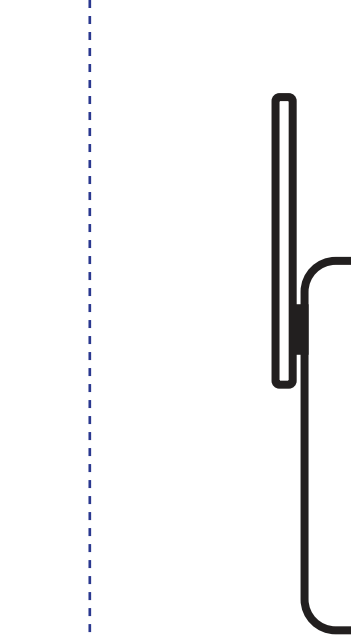
### Unplug your converter

After setting up your new 2.4GHz WiFi network, unplug the Atomi Smart WiFi Converter from the outlet.



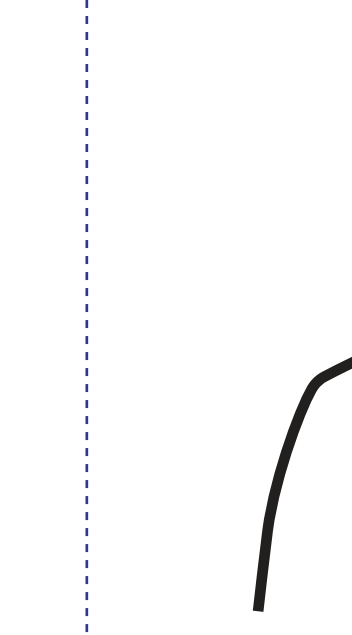
### Plug the cable into your router

Plug one end of the Ethernet cable (included in the box) into your router's Ethernet/LAN port, and the other end into the Atomi Smart WiFi Converter port.



### Turn your converter on

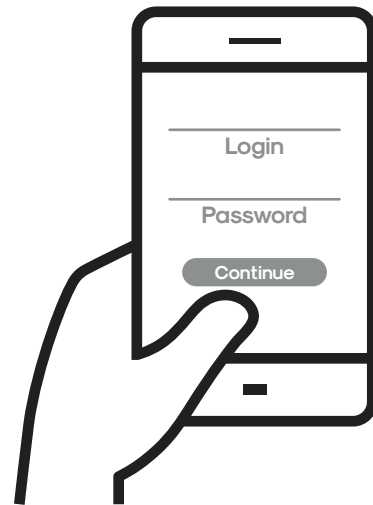
Plug the Atomi Smart WiFi Converter into the outlet again and wait about 1 minute.



### Check the network list

Your new 2.4GHz WiFi network will appear on your WiFi network list.

10



### Connect

Connect to the new WiFi using the password you've created and confirm that you can now navigate the internet. If any errors occur, unplug the device and follow step 7 again.

Your Atomi Smart WiFi Converter is now configured and will help you to connect your Atomi Smart devices to the app with your dedicated 2.4GHz WiFi network.

## Troubleshooting

### Smart WiFi 2.4GHz Converter

#### How to reset the device?

Press and hold the button on the side of the Smart WiFi Converter for 10s. Then, unplug it from the power outlet and plug it in again. This will reset it to factory settings and the WiFi network you've created will be erased. If you are setting up a new 2.4GHz, make sure that the ethernet cable is NOT connected until you get to Step 7.

#### What is my login password?

Your login password is admin.

#### What name should I enter for the 2.4GHz WiFi network?

You can enter any name with a few exceptions:

- Do not use the same name as your router's WiFi network
- WiFi name cannot have empty spaces
- WiFi name should not exceed 32 characters

#### What WiFi Channel should I use?

Keep the WiFi Channel set to "Auto". If you experience any connection issues you may try other channels.

#### What WiFi password should I enter?

You can enter any password with a few exceptions:

- Password cannot have empty spaces
- Password cannot be less than 8 characters or exceed 63 characters

#### I have created the new 2.4GHz WiFi network with the Converter, but I'm unable to access the internet.

- Unplug the Atomi Smart WiFi Converter from the power outlet

- Wait 10 seconds and plug it again

- Wait for 1 minute and connect to the Converter's 2.4GHz WiFi network. If it still fails, select 'Forget Network' and try again

#### I'm still having trouble connecting.

Please visit [www.atomismart.com/helpConverter](http://www.atomismart.com/helpConverter) for more detailed information and troubleshooting tips

#### I keep losing connection / weak signal.

- Reset your Atomi Smart WiFi Converter

- Bring your other Atomi Smart devices (lights, plugs, appliances) closer to the WiFi Converter

#### Can I use the WiFi Converter without the ethernet cable?

No, after setting up your 2.4GHz network the Atomi Smart WiFi Converter is required to be connected to your router via the ethernet cable.

For more information about device features, tutorials and troubleshooting tips go to: [www.atomismart.com/helpConverter](http://www.atomismart.com/helpConverter)

### Still can't connect? Need assistance?

Our friendly customer service team will work hard to put a smile back on your face. Here's how we can connect.




1-800-757-1440  
Mon-Fri 9:00-5:00 EST (US)





or [support@atomiusa.com](mailto:support@atomiusa.com)


### Welcome to the Atomi Smart family!

We know you will love our products so much that we are giving you an exclusive **15% off your next purchase on atomismart.com.**

 Log onto <https://atomismart.com/shop-now/>

 Add to Cart

 Enter promo code **ATOMI15OFF**

 Proceed to checkout

 Free shipping on orders over \$50  
\*within the contiguous US only\*

Terms and conditions apply.

The following terms and conditions apply to the promo code:

1. Coupon is only valid on the Atomi Smart website [www.atomismart.com](http://www.atomismart.com).
2. A valid code must be entered at the checkout page in order to redeem the promotion.
3. Customers can only redeem one time at checkout.
4. Customers can only use the promo code once.
5. Atomi Smart reserves the right to cancel or modify any order, or revoke the use of the promo code for any reason.
6. Unless otherwise stated, promo codes are not valid in conjunction with other promotions or discounts.
7. Additional terms and conditions may be specified in relation to specific promo code (for example, duration, eligibility, discount amount and products covered), and will govern the use and redemption of those vouchers.
8. Promo code is not exchangeable for cash.
9. Atomi Smart will not be liable and/or be required to offer replacement codes, discounts, credits, cash or otherwise compensate customers for:
  - a. discontinued or cancelled promo code;
  - b. improper use of, or inability to redeem, a promo code; or
  - c. the inability to redeem promo code due to technical issues.

**FCC Notice:**  
This device complies with Part 15 of the FCC Rules. Operation is subject to the two following conditions:  
1. This device may not cause harmful interference.  
2. This device must accept any interference received, including interference that may cause undesired operation.

**Note:**  
This equipment has been tested and found to comply with the limits for a Class B digital device, pursuant to Part 15 of the FCC Rules. These limits are designed to provide reasonable protection against harmful interference in a residential installation.

**Warning**  
This product can expose you to chemicals including Lead, which is known to the State of California to cause birth defects or other reproductive harm. For more information, go to [www.P65Warnings.ca.gov](http://www.P65Warnings.ca.gov).

**atomi smart**  
For questions or concerns, email us at [support@atomiusa.com](mailto:support@atomiusa.com)  
Manufactured and marketed by Atomi Inc.  
10 West 33rd St., New York, NY 10001  
atomi™ is a trademark of Atomi Inc.  
atomi smart® is a registered trademark of Atomi Inc.  
Designed by Atomi in New York. Made in China.

Two-year limited warranty from the date of purchase against defects in material and workmanship.