



## 4K HDMI Splitter 1x4

Item ref: 128.827UK

User Manual

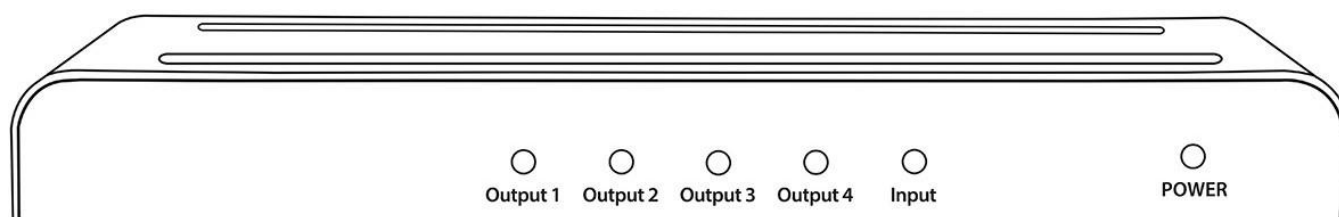
4K HDMI splitter to connect a single HDMI source to up to four displays at the same time. Use with HDMI cables of a combined 25m per output for HD resolution, or a combined 16m per output for 4K resolution, without signal loss.

- Simple connection and installation
- Gold plated HDMI connectors for optimum signal transfer
- Supports HDMI v1.4b resolutions up to 3840 x 2160 @ 30Hz
- Supports DTS-HD, Dolby True, DTS, Dolby-AC3 and DSD audio formats
- Ideal for entertainment, hospitality and other commercial venues requiring multiple display feeds from a single HDMI source
- UK power adaptor supplied

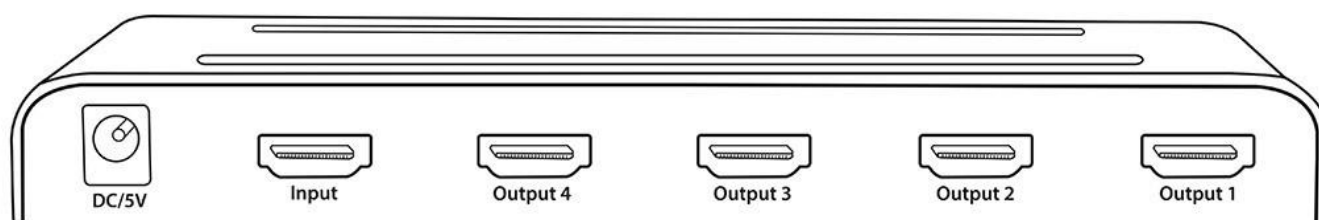
### Technical Specifications and Features

HDMI Version	1.4b
Video Resolution	Up to 3840 x 2160 @ 30Hz
Display Colours	8/10/12bit deep colour
Audio Format	DTS-HD, Dolby True, DTS, Dolby-AC3 and DSD
Max. Bandwidth	340 MHz
Max. Baud Rate	3.4Gbps
Transmission Distance	25m max HD or 16m max 4K (15m input/10m output @ 1080p and 8m input/output @ 4K)
Dimensions	178 x 66 x 20mm
Weight	220g

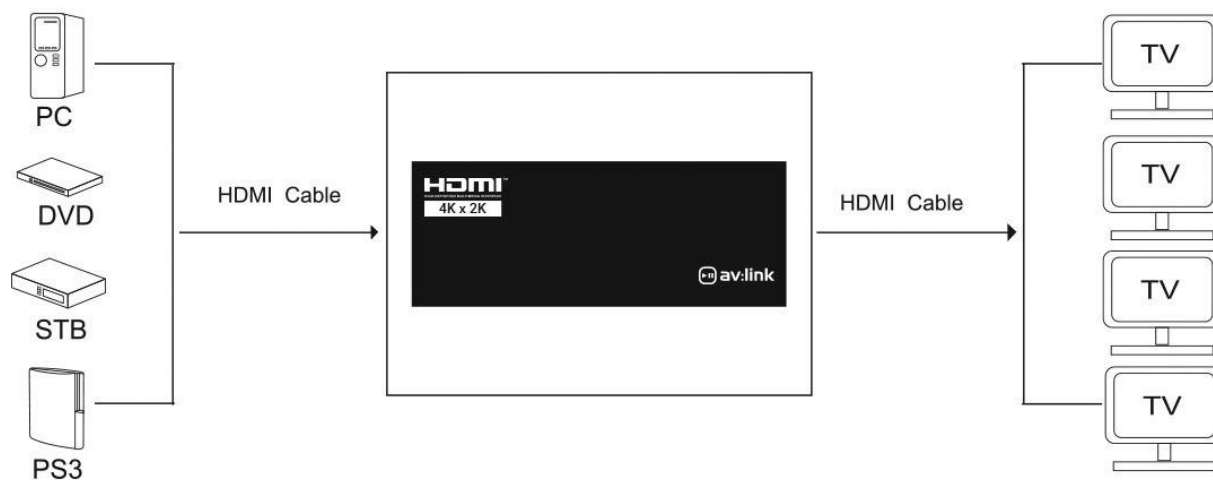
### Front View



### Back View



## Connection Instructions



- Connect the output of the source device to the input of the splitter. Use an HDMI cable of up to 10m for HD signal or 8m for 4K signal. (NB: to maintain 4K resolution, always use 4K certified cables)
- Connect the outputs of the splitter to the inputs of the display devices. Use HDMI cables of up to 15m per output for HD signal or 8m per output for 4K signal. (NB: to maintain 4K resolution, always use 4K certified cables)
- Connect the 5V power adaptor (supplied) to the splitter; plug into a mains outlet and switch on.
- Green LEDs on front of the splitter will illuminate when the source and display devices are connected and switched on.

## In The Box

1. HDMI Splitter 1x4
2. 5V DC Power Adaptor
3. User Manual

## Warning

- For reasons of electrical safety, this device must never be immersed in water, exposed to damp conditions or excessive force.
- Do not use this device if you find that it is damaged in any way.
- Only use the power supply provided by the manufacturer.
- When not in use for long periods, disconnect the power supply from the mains.
- Do not attempt to repair this device or take apart under any circumstances, as this will invalidate your warranty.



This product is classed as Electrical or Electronic equipment and should not be disposed with other household or commercial waste at the end of its useful life. The goods must be disposed of according to your local council guidelines.

## Errors and omissions excepted.

Copyright© 2021 AVSL Group Ltd, Unit 2 Bridgewater Park,  
Taylor Road, Trafford Park, Manchester. M41 7JQ.

AVSL (Europe) Ltd, Unit 3D North Point House,  
North Point Bus. Park, New Mallow Road, Cork, Ireland.