

CLEANING AND STORAGE

- To clean your fan, first turn it OFF and unplug from the charger
- Use a soft cloth to wipe the housing. DO NOT use water or any other chemical solution or cleaner. DO NOT soak or submerge the fan in water or liquid
- DO NOT ATTEMPT TO TAKE FAN APART
- Store in a dry place away from excessive heat and direct sunlight
- Regular cleaning will ensure optimum performance and appearance of the fan
- DO NOT kick the cable when storing or while in use

TROUBLESHOOTING

Problem	• Fan does not operate
Possible Cause	• Battery charge is insufficient to power the fan when operating using battery power
Solution	• Charge the fans battery until the red light above the power button on the fan changes to off

HAVE A PROBLEM? DO NOT RETURN TO STORE. PLEASE CONTACT CUSTOMER SERVICE.

Should you have any questions or comments please contact us at: customerservice@blackstoneintl.com or by phone at 1-888-625-7969

WARRANTY: This fan includes a one (1) year warranty, which covers manufacturer defects and workmanship under normal use. Warranty is offered only to the original purchaser. Proof of purchase is required. Proof of purchase constitutes a dated sale receipt. This warranty is void if the fan(s) have been subject to abuse such as: being dropped which could result in damage to the fan cabinets, motors, fan controls, etc. immersion in or exposure to water, exposure to excessive heat, outdoor usage, any use other than household use, disassembly, repair or alteration by anyone other than an authorized service provider, use on improper voltage or current, or any use contrary to the user instructions. Batteries and battery life are not covered in this warranty. DO NOT attempt to repair any electrical or mechanical functions of this product; doing so will void this warranty and could lead to injury.

*This warranty gives you specific legal rights, and you may also have other rights which vary from state to state

FCC STATEMENT OF COMPLIANCE

This device complies with part 15 of the FCC Rules. Operation is subject to the following two conditions: (1) this device may not cause interference, and (2) this device must accept any interference, including interference that may cause undesired operation. Note: This equipment has been tested and found to comply with the limits for a Class B digital device, pursuant to Part 15 of the FCC rules and Industry Canada ICES-003. These limits are designed to provide reasonable protection against harmful interference when the equipment is operated in a residential installation. This equipment generates uses and can radiate radio frequency energy and, if not installed and used in accordance with the instructions, may cause harmful interference to radio communications. However, there is no guarantee that interference will not occur in a particular installation. If this equipment does cause harmful interference to radio or

television reception, which can be determined by turning the equipment off and on, the user is encouraged to try to correct the interference by one or more of the following measures:

- Reorient or relocate the receiving antenna.
- Increase the separation between the equipment and receiver.
- Connect the equipment into an outlet on a circuit different from that to which the receiver is connected.
- Consult the dealer or an experienced radio/TV technician for help.

Note: This device complies with part 15 of the FCC rules and Industry Canada ICES-003. Operation is subject to the following two conditions: (1) This device may not cause harmful interference, and (2) this device must accept any interference received, including interference that may cause undesired operation.




BLACKSTONE.

CASCADE RECHARGEABLE PERSONAL FAN2-Pack

INSTRUCTION MANUAL

MODEL: CRPF-2-24-B, CRPF-2-24-BL, CRPF-2-24-G, CRPF-2-24-BP, CRPF-2-24-W



VOLTAGE: 5V
Current: 2A Max
BATTERY: 4,000 mAh

**IMPORTANT, RETAIN FOR FUTURE REFERENCE:
READ CAREFULLY | FOR HOUSEHOLD USE ONLY**

Blackstone International, LTD. and other trademarks are the property of the respective owners. All other brand names and logos are registered trademarks of their respective owners. Specifications are subject to change without notice.

Blackstone International, LTD
2018 Lord Baltimore Drive
Baltimore, MD 21284

PLEASE READ AND SAVE THESE INSTRUCTIONS WHEN USING ELECTRICAL APPLIANCES, BASIC PRECAUTIONS SHOULD ALWAYS BE FOLLOWED TO REDUCE THE RISK OF FIRE, ELECTRIC SHOCK AND INJURY TO PERSON OR PROPERTY, INCLUDING THE FOLLOWING:

- Read all instructions before using this product.
- Use this fan only as described in this manual. Any other use not recommended by the manufacturer may cause fire, electrical shock or injury to person or property and may void the warranty.
- Always unplug unit before assembly, disassembly, or cleaning.
- Always unplug unit when not in use, when moving from one location to another and before cleaning.
- DO NOT unplug from charging cable by pulling on cord.
- The use of attachments is not recommended nor sold by the manufacturer and may cause hazards.
- Avoid contact with moving parts.
- DO NOT operate any fan with a damaged cord, plug, charging port, after a malfunction, or if dropped or damaged in any manner.
- DO NOT operate the fan in the presence of explosive and/or flammable fumes.
- DO NOT place the fan or any parts near an open flame, cooking or other heating appliances.
- Extreme caution is necessary when the fan is used by or near children and whenever the fan is left operating and unattended.
- This product is intended for household use only and not for commercial or industrial use.
- DO NOT use outdoors.

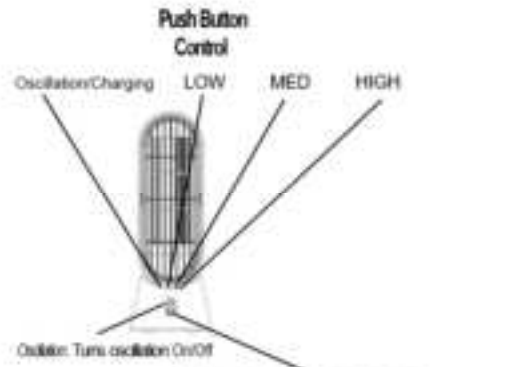
Always use on a dry, level surface.

Note: To reduce the risk of fire, electrical shock and injury to a person or property, do not plug this product into extension cords. The extension cord could overheat. Do not plug the fan into any cord connected devices. This includes surge protectors, multiple outlet adapters, and power strips.

- DO NOT operate if the fan housing is removed or damaged.
- A loose fit between the AC outlet and plug may cause overheating of the plug; consult a qualified electrician.
- DO NOT run the cord under carpeting. DO NOT cover cord with throw rugs, runners, or the like. Arrange the cord away from traffic areas and where it will not be tripped over.
- DO NOT connect the fan to any power sources other than a 5V direct current outlet.
- WARNING: To reduce the risk of electric shock, DO NOT use this fan with any solid-state speed control and DO NOT insert finger or any object into grill.

NOTICE

1. This product uses lithium battery and has no memory function.
2. WARNING TO REDUCE THE RISK OF FIRE OR ELECTRIC SHOCK DO NOT USE THIS FAN WITH ANY SOLID-STATE SPEED CONTROL DEVICE.
3. Do not operate any fan with a damaged cord or plug. Discard fan or return to an authorized service facility for examination and/or repair.



POWER & SPEED SELECT:
Turns Fan ON (LOW), MED, HIGH, OFF

Indicator Description	Low	Med	High
Oscillation/Charging	White Light	White Light	White Light
Charging - Red Light			
Full Charged - Off			
Low Battery - Flash first			

TILT FUNCTION

The grille of the fan can be tilted forward by 10 degrees. To tilt the fan grille upwards, grasp the carry handle of the fan with one hand and use your other hand to gently push the top of the fan grille towards the back of the fan until the desired angle is achieved.

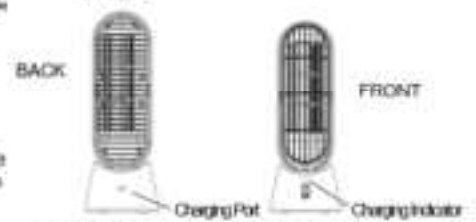


FAN CHARGING INSTRUCTIONS

1. This fan includes type USB-C charging cable to charge the fan's battery. Only use the provided charging cable to operate the fan and charge the fan's battery. Only use 5V, 2A max charging blocks to charge the fan.



2. Charging the battery:
 - Plug a charger rated 5Vdc, Max 2A into a wall outlet.
 - Plug the type USB-C charging tip into the charging port on the back of the fan and then plug the type USB tip into the charging port.
 - A red light will illuminate above the oscillation button on the fan's control panel to indicate that the battery is charging. The red light will turn off when the battery is fully charged.



3. The fan can be used while it is charging. Using the fan while it is plugged into the charger will not prevent the battery from charging.