

10X/1X Fluorescent Mirror

BRIGHT, EVEN LIGHT TO SEE
EVERY DETAIL



Brookstone®

BETTER BY BROOKSTONE®

We believe that exacting standards are the core of our success. This product has been thoroughly tested to be certain it meets our rigorous quality control criteria.

Our 10X/1X Fluorescent Mirror gives you a bright, clear view to help you achieve an exceptionally good look!

CAUTION

TO REDUCE THE RISK OF FIRE OR ELECTRIC SHOCK, DO NOT EXPOSE THIS UNIT TO RAIN OR MOISTURE.



The lightning flash with arrow-head symbol within an equilateral triangle is intended to alert the user to the presence of uninsulated "dangerous voltage" within the unit's enclosure that may be of sufficient magnitude to constitute a risk of electric shock.



The exclamation point within an equilateral triangle is intended to alert the user to the presence of important operating and maintenance (servicing) instructions in the literature accompanying the unit.

SAVE THESE INSTRUCTIONS

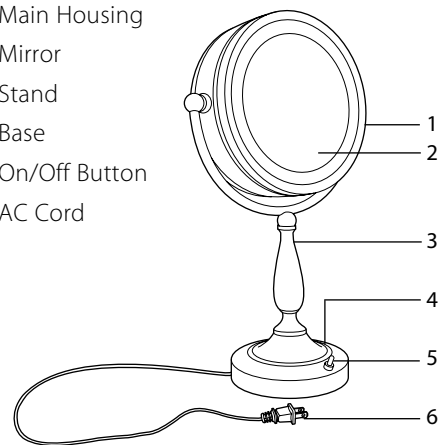
DANGER

To reduce the risk of electric shock, burns, fire or injury:

1. Always unplug the unit from the electrical outlet immediately after using.
2. Do not use while bathing or in a shower.
3. Do not place or store unit where it can fall or be pulled into a tub or sink.
4. Do not place in or drop into water or other liquid.
5. Do not reach for unit that has fallen into water. Unplug it immediately.
6. Care should be taken so that objects do not fall and liquids are not spilled onto the unit.

LOCATION OF CONTROLS

1. Main Housing
2. Mirror
3. Stand
4. Base
5. On/Off Button
6. AC Cord

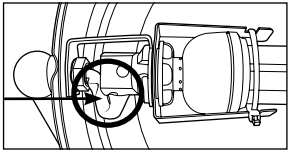


Merrimack, New Hampshire, USA 03054
800-846-3000 • www.Brookstone.com

OPERATION

1. Plug the unit's AC cord into an electrical outlet.
2. Choose either the 10X or the 1X side of the mirror and turn the housing so your reflection is at the desired angle.

Note: Do not force the housing past the stop, as this may damage the wire which lights the bulb (see illustration below). To access the other mirror, turn the Main Housing in the opposite direction.



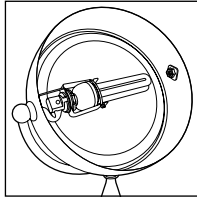
3. Push the button on the base to light mirror.
4. Push button to turn off.

CARE AND MAINTENANCE

Wipe housing with a soft, dry cloth. Do not use abrasive cleaning agents. Clean mirrors with a glass cleaning solution. Do not spray cleaning solution directly onto glass.

REPLACING THE LIGHTBULB

1. Unplug unit from the electrical outlet.
2. Unscrew a top and bottom screw on the same side of the housing.
3. Carefully lift the front of the unit off the rest of the housing (see illustration below) and put aside in a safe place.



4. Carefully unscrew the bulb in a counterclockwise direction and dispose of bulb properly.
5. Replace the 15W 2U bulb by turning in a clockwise direction.
6. Replace the front of the unit and replace screws to secure to the housing.

ONE (1) YEAR LIMITED WARRANTY

Brookstone® warrants this product against defects in materials and/or workmanship under normal use for a period of ONE (1) YEAR from the date of purchase by the original purchaser ("Warranty Period"). If a defect arises and a valid claim is received within the Warranty Period, at its option, Brookstone will either 1) repair the defect at no charge, using new or refurbished replacement parts, or 2) replace the product with a new product that is at least functionally equivalent to the original product, or 3) provide a store credit in the amount of the purchase price of the original product. A replacement product or part, including a user-installable part installed in accordance with instructions provided by Brookstone, assumes the remaining warranty of the original product. When a product or part is exchanged, any replacement item becomes your property and the replaced item becomes Brookstone's property. When a store credit is given, the original product must be returned to Brookstone and becomes Brookstone's property.

Obtaining Service: To obtain warranty service, call Brookstone Limited Warranty Service at **1-800-292-9819**. Please be prepared to describe the product that needs service and the nature of the problem. A purchase receipt is required. All repairs and replacements must be authorized in advance. Service options, parts availability and response times will vary. You are responsible for delivery and the cost of delivery of the product or any parts to the authorized service center for replacement, per our instructions.

Limits and Exclusions: Coverage under this Limited Warranty is limited to the United States of America, including the District of Columbia and the U.S. Territories of Guam, Puerto Rico, and the U.S. Virgin Islands. This Limited Warranty applies only to products manufactured for Brookstone that can be identified by the "Brookstone" trademark, trade name, or logo affixed to them or their packaging. The Limited Warranty does not apply to any non-Brookstone products. Manufacturers or suppliers other than Brookstone may provide their own warranties to the purchaser, but Brookstone, in so far as permitted by law, provides these products "as is." This warranty does not apply

to: a) damage caused by failure to follow instructions relating to product's use or the installation of components; b) damage caused by accident, abuse, misuse, fire, floods, earthquake or other external causes; c) damage caused by service performed by anyone who is not a representative of Brookstone; d) accessories used in conjunction with a covered product; e) a product or part that has been modified to alter functionality or capability; f) items intended to be periodically replaced by the purchaser during the normal life of the product including, without limitation, batteries or light bulbs; g) to any product sold "as is" including, without limitation, floor demonstration models and refurbished items; or h) a product that is used commercially or for a commercial purpose.

BROOKSTONE SHALL NOT BE LIABLE FOR INCIDENTAL OR CONSEQUENTIAL DAMAGES RESULTING FROM THE USE OF THIS PRODUCT, OR ARISING OUT OF ANY BREACH OF THIS WARRANTY. TO THE EXTENT PERMITTED BY APPLICABLE LAW, BROOKSTONE DISCLAIMS ANY AND ALL STATUTORY OR IMPLIED WARRANTIES, INCLUDING, WITHOUT LIMITATION, WARRANTIES OF MERCHANTABILITY, FITNESS FOR A PARTICULAR PURPOSE AND WARRANTIES AGAINST HIDDEN OR LATENT DEFECTS. IF BROOKSTONE CANNOT LAWFULLY DISCLAIM STATUTORY OR IMPLIED WARRANTIES, THEN TO THE EXTENT PERMITTED BY LAW, ALL SUCH WARRANTIES SHALL BE LIMITED IN DURATION TO THE DURATION OF THIS EXPRESS WARRANTY.

Some states disallow the exclusion or limitation of incidental or consequential damages or how long an implied warranty lasts, so the above exclusions or limitations may not apply to you. This warranty gives you specific legal rights and you may also have other rights, which vary from state to state.

