

EBPLESD14W

WARNING

Risk of Fire/Electric Shock

If not qualified, consult an electrician.

For use in temperature rating
0°C to 55°C

WARNING

Risk of Electric Shock

Disconnect power at fuse or circuit breaker before installing or servicing

CONTAINS NICKEL-CADMIUM RECHARGEABLE BATTERY. MUST BE RECYCLED OR DISPOSED OF PROPERLY. Ni - Cd

ENGLISH

Important Safeguards

WHEN USING ELECTRICAL EQUIPMENT, BASIC SAFETY PRECAUTIONS SHOULD ALWAYS BE OBSERVED INCLUDING THE FOLLOWING

1. READ AND FOLLOW ALL SAFETY INSTRUCTIONS
2. Do not use outdoors.
3. Do not mount near gas or electric heaters.
4. Equipment should be mounted in locations and at adequate heights to prevent tampering by unauthorized personnel.
5. The use of accessory equipment not recommended by Cooper Lighting Solutions may cause an unsafe condition and will void the warranty.
6. Do not use this equipment for other than its intended purpose.
7. Not for use with sealed and gasketed fixtures.
8. SAVE THESE INSTRUCTIONS.

NOTES:

1. Make sure all the connections are in accordance with the National Electrical Code and any local regulations.
2. To reduce the risk of electrical shock, disconnect both normal and emergency power supplies and the test button indicator light (which disconnects the battery) before servicing. Ensure EZ Key (enclosed) is securely in place to disconnect the existing battery.
3. This product is for use in indoor fixtures only. Do NOT use near heated air handling outlets, wet locations or hazardous locations.
4. All maintenance should be performed by qualified service personnel.
5. Included in the content of this package are the replacement battery (QTY 1) and the EZ Key (QTY 1).

WHEN DOES YOUR EBP REQUIRE BATTERY REPLACEMENT?

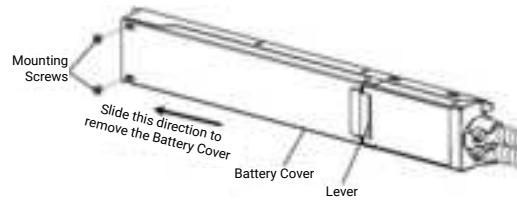
It's important to check the battery condition of the Sure-Lites LED Emergency Battery Pack (EBP) regularly for optimal performance.

When AC power fails, the Sure-Lites EBP maintains illumination of the LED fixture for a minimum of 90 minutes. If the LED fixture doesn't illuminate for the complete 90 minutes, then the EBP requires battery replacement.

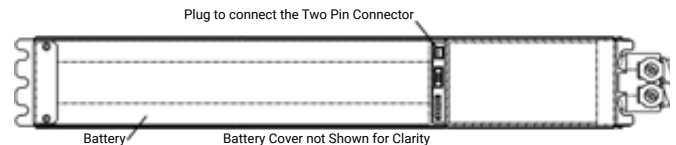
The EBP can also indicate a battery fault with a two red LED blinks on the test button indication Light (TBIL).

Battery Replacement Instructions

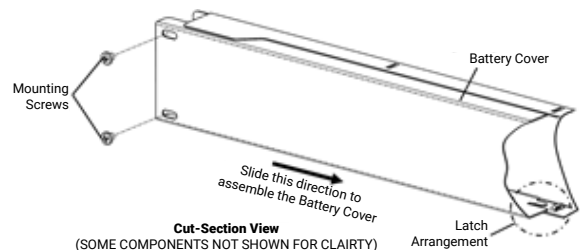
1. Switch Off the AC Power Lines to the LED Fixture Assembly which connects to the Sure-Lites EBP.
2. Insert the EZ Key into the test button to disconnect the battery.
3. Remove the two mounting screws on the battery cover as shown below.
4. Dismount the battery cover by sliding it away from the conduit cables.



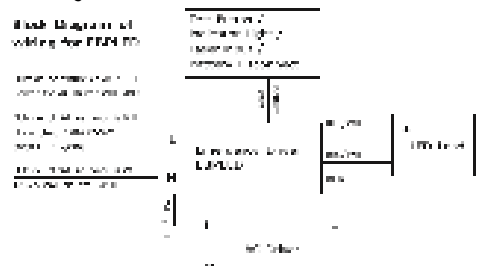
5. Unplug the two-pin connector as shown below.



6. Replace the old battery and connect to the two-pin connector which comes from the wire of the new battery to the existing two-pin connector plug.
7. Assemble the battery cover back by sliding it towards the conduit cables to lock its position though the latch arrangement shown below, mount the two existing mounting screws back to complete the assembly.



8. Install the EBP back using the necessary hardware.
9. Make sure that the wiring of the EBP, LED load, AC driver and AC Power matches the below block diagram.



The unswitched AC power for the EBP and the power for the AC driver should be from the same branch circuit to prevent disconnecting two (2) sources of power and the battery during servicing. Key and store it for later use..

10. Switch ON the AC Power lines to the LED Fixture Assembly. Once done, remove the EZ Key and store it for later use.

NOTES

When AC power is applied, the charging indicator light will be blinking green, indicating the battery is being charged.

The battery will fully charge after 24 hours of AC being applied and the indicator light will change to solid green.

When the power fails, the emergency battery automatically switches to emergency power, operating its LED load at the rated output for at least 90 minutes.

MAINTENANCE

Although no routine maintenance is required to keep the emergency LED driver functional, it should be checked periodically to verify proper operation. Follow any applicable local or national codes. The following schedule is the minimum required to meet NFPA 101 standards: Visually inspect that the indication light is illuminated monthly. **Refer any service requirements indicated by these checks to qualified personnel.**

5-YEAR LIMITED WARRANTY

THE FOLLOWING WARRANTY IS EXCLUSIVE AND IN LIEU OF ALL OTHER WARRANTIES, WHETHER EXPRESS, IMPLIED OR STATUTORY INCLUDING, BUT NOT LIMITED TO, ANY WARRANTY OF MERCHANTABILITY OR FITNESS FOR ANY PARTICULAR PURPOSE. Cooper Lighting Solutions warrants to customers that, for a period of five years from the date of purchase, Cooper Lighting Solutions products will be free from defects in materials and workmanship. The obligation of Cooper Lighting Solutions under this warranty is expressly limited to the provision of replacement products. This warranty is extended only to the original purchaser of the product. A purchaser's receipt or other proof of date of original purchase acceptable to Cooper Lighting Solutions. This is required before warranty performance shall be rendered. This warranty does not apply to Cooper Lighting Solutions products that have been altered or repaired that have been subjected to neglect, abuse, misuse or accident (including shipping damages). This warranty does not apply to products not manufactured by Cooper Lighting Solutions which have been supplied, installed, and/or used in conjunction with Cooper Lighting Solutions products. Damage to the product caused by replacement bulbs or corrosion or discoloration of brass components are not covered by this warranty.

LIMITATION OF LIABILITY:

IN NO EVENT SHALL COOPER LIGHTING SOLUTIONS BE LIABLE FOR SPECIAL, INDIRECT, INCIDENTAL, OR CONSEQUENTIAL DAMAGES (REGARDLESS OF THE FORM OF ACTION, WHETHER IN CONTRACT, STRICT LIABILITY, OR IN TORT INCLUDING NEGLIGENCE), NOR FOR LOST PROFITS; NOR SHALL THE LIABILITY OF COOPER LIGHTING SOLUTIONS FOR ANY CLAIMS OR DAMAGE ARISING OUT OF OR CONNECTED WITH THESE TERMS OR THE MANUFACTURE, SALE, DELIVERY, USE, MAINTENANCE, REPAIR OR MODIFICATION OF COOPER LIGHTING SOLUTIONS PRODUCTS, OR SUPPLY OF ANY REPLACEMENT PARTS THEREFORE, EXCEED THE PURCHASE PRICE OF COOPER LIGHTING SOLUTION PRODUCTS GIVING RISE TO A CLAIM. NO LABOR CHARGES WILL BE ACCEPTED TO REMOVE OR INSTALL FIXTURES. To obtain warranty service, please contact Cooper Lighting Solutions, at 1-800-334-6871, press option 2 for Customer Service, or via e-mail ConsumerProducts@cooperlighting.com and include the following information:

- Name, address and telephone number
- Date and place of purchase
- Catalog and quantity purchase
- Detailed description of problem

All returned products must be accompanied by a Return Goods Authorization Number issued by the Company and must be returned freight prepaid. Any product received without a Return Goods Authorization Number from the Company will be refused. Cooper Lighting Solutions is not responsible for merchandise damaged in transit. Repaired or replaced products shall be subject to the terms of this warranty and are inspected when packed. Evident or concealed damage that is made in transit should be reported at once to the carrier making the delivery and a claim filed with them.

Reproductions of this document without prior written approval of Cooper Lighting Solutions are strictly prohibited.

For assistance, call 1-800-334-6871 or e-mail us at ConsumerProducts@cooperlighting.com

Printed in China

1121 Highway 74 South, Peachtree City, GA 30269

www.cooperlighting.com

© 2022 Cooper Lighting Solutions

1-22

IB518600ML

