


Project		Catalog #		Type	
Prepared by		Notes		Date	



Metalux

22FP

2' x 2' Edge Lit Panel
Recessed
Suspended/Surface

Typical Applications

• Commercial Office • Schools • Healthcare • Retail

Interactive Menu

- Order Information [page 2](#)
- Photometric Data [page 3](#)
- Product Warranty

Product Certification



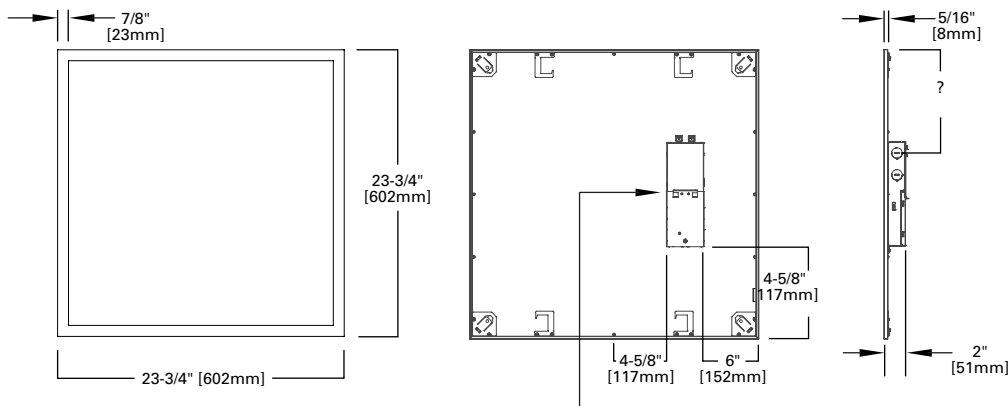
Product Features



Features

- 2" height ideal for shallow plenums
- Low wattage to high lumen output available
- High efficacy to 130 LPW
- Multiple stock SKUs
- Large j-box with multiple KOs to facilitate installation

Dimensional and Mounting Details



Access plate with top side KO is available upon request.
Please contact factory if needed for use with MWS or otherwise.

Ordering Information/Performance

UNV (120-277)

Catalog	UPC	CCT	CRI (Min)	Delivered Nominal Lumens	Watts	Efficacy (lm/W)	Input Current (A)	
							120V	277V
22FP4235C	080083833580	3500K	80	4330	38.3	112	.32	.14
22FP4240C	080083833603	4000K	80	4465	38.3	117		
22FP4250C	080083833627	5000K	80	4572	41.4	120	.35	.15
22FP3235C	080083833528	3500K	80	3307	29.2	115	.24	.11
22FP3240C	080083833542	4000K	80	3333	29.2	114		
22FP3250C	080083833566	5000K	80	3331	30.0	111		
22FP3830C9	080083833801	3000K	90	3654	39.1	93	.34	.15
22FP2830C9	080083833788	3000K	90	2734	29.5	93	.26	.11
22FP2535HE	080083824090	3500K	80	2610	20.1	130	.17	.07
22FP2540HE	080083824113	4000K	80	2551	19.6	130		
22FP2130C	080083823994	3000K	80	2318	20.7	112	.18	.08
22FP2135C	080083824014	3500K	80	2205	20.7	107		
22FP2140C	080083824038	4000K	80	2494	20.7	121		

Options

Catalog	Description	Example	Notes
EL7W ⁽¹⁾	7W EM Pack, Installed	22FP4240C-EL7W	Remote Indicator/Test Switch
EL10W ⁽¹⁾	10W EM Pack, Installed	22FP2635C-EL10W	Remote Indicator/Test Switch
EL14W ⁽¹⁾	14W EM Pack, Installed	22FP2635C-EL14W	Remote Indicator/Test Switch
EL10WSD ⁽¹⁾	10W EM Pack with self-diagnostic, Installed	22FP2635C-EL10WSD	Remote Indicator/Test Switch
EL14WSD ⁽¹⁾	14W EM Pack with self-diagnostic, Installed	122FP2635C-EL14WSD	Remote Indicator/Test Switch
A3/8-4/18GDIM	6' Length, 3/8" Cable, 2 Wire, 2 Dimming Leads, Ground	22FP3235C-A3/8-4/18G DIM	
A3/8-5/18GDIM	6' Length, 3/8" Cable, 3 Wire, 2 Dimming Leads, Ground	22FP4235C-A3/8-5/18G DIM	
EL7W-A3/8-5/18GDIM	7W EM Pack, Installed, and 6' Flex, 3/8" Cable, 3 Wire, 2 Dimming Leads, Ground	22FP3250C-EL14W-A3/8-5/18GDIM 22FP3250C-EL7W-A3/8-4/18GDIM	EL7W and EL14W can be used with any of the optional flex. EM pack is always specified before (to the left of) the flex, in the catalog number.
ATW-SW4	Chicago Rated	ATW-SW4-22FP2135C	May not be used with EL7W, EL14W, or flex. ATW-SW4 provides IP5X rating from above the fixture also, accomplished with gasket on the j-box.

Notes: (1) Factory installed with integral test switch/indicator/laser test. For approximate delivered lumens multiply the lumens per watt of the desired fixture by the wattage of the emergency battery pack (100 lm/W x 7=700 lumens). IES-format photometry for luminaire under emergency operation available. Battery option increases total height by 1 inch.

Product Specifications

Construction

- Narrow aluminum bezel is tightly held to code gauge steel back plate
- Seamless corners to maximize the light emitting surface with a refined finish

Mounting

- Integral grid locking clips and separate suspension clips provided for installation flexibility when additional retention is required
- Junction box constructed of code gauge galvanized steel with and easy access hinged door
- Multiple Trade size KO provided and JBox is suitable for up to 12AWG wiring
- Stock luminaire is less than 2" for use in shallow plenum or low ceiling spaces
- Surface mounting available with surface mount kits
- 2x2 can mount directly with suspension kits- all other model sizes must use surface mount kits and suspension kits
- ATW-SW4 option is available for CCEA compliance and provides full IP5X rating
- Factory installed flexible cable with dimming leads options available

Controls

- Standard UNV 120 - 277V driver with 0-10V dimming to 10% standard
- Compatible with field installed wireless controls available for either Wavelinx or Enlighted

Electrical

- Standard and High Efficacy models available
- LED's available in 3000K, 3500K, 4000K, and 5000K with a minimum of 80 CRI
- 90 CRI available with 3000K
- Projected lumen maintenance based on TM21 testing standards is L73 > 60,000 hours
- Battery pack options available as factory installed or field installed for remote mounting

Emergency Options

- 120V-277V integral emergency battery pack comes in 7-watts, 10-watt, or 14-watts
- Self-diagnostic emergency battery available in 10 or 14-watts (NFPA® 101® Life Safety Code®)
- Constant power to the LED system for controlled, predictable discharge
- Integrated test switch/indicator light visible from floor
- Min. 90-minute backup period for code compliance

- Integral emergency transfer relay available for generator equipped power systems

Optical Shielding

- Light guide with specialized features to optimize light extraction
- White frost lens with smooth pattern for uniform illumination
- Scratch and impact resistant

Compliance

- Indoor luminaires are cULus listed for 25C ambient environments
- IC rated for direct insulation contact
- RoHS compliant
- Damp location listed
- IESNA LM-79 and LM-80 standards compliant
- DesignLights Consortium® Qualified and classified for both DLC Standard and DLC Premium, refer to www.designlights.org for details.
- Can be used for State of California Title 24 high efficacy luminaire
- IP5X rated

Warranty

- Five year warranty.

Load Data (Stock Product)

Thd	14%
Power Factor	0.96
Weight	9.4 lbs
Low Temp. Start	-20°C

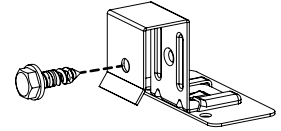
Shipping Data

Fixture Size	Wt.	Pallet Size	Units per Pallet
2' x 2'	12 lbs.	53" x 30"	44

Ceiling Retention

Catalog	UPC
FPEQ	080083802685

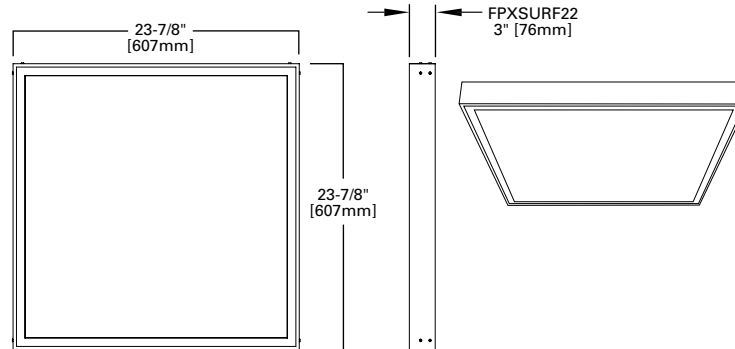
Required by some local codes. Order one set for each fixture (Four clips per kit)



Accessories/Ordering Information

Catalog	UPC
FPXSURF22 ^{(1), (2)}	080083867387
FPSURF22 ⁽³⁾	080083802722

Notes : (1) FPXSURF22 surface mount kit is deep enough to fit all available options. (2) Recommend specifying FPXSURF22 from availability perspective; and it can be used with all FP product options. (3) FPSURF14 surface mount kit may not be used with EL7W or EL14W options.



Drywall Frame Kit

Catalog	UPC
DF-22W-U	662401232963

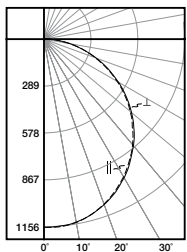
Suspension Kit

Catalog	UPC	Description
FPSUS2	080083802784	2 point Y-hanger suspension kit includes aircraft cable, carabiner, ceiling connection, SO cord, cord connectors and round 4" J-box cover plate

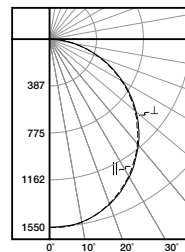
Mounting height from ceiling
Min. = 7-1/4" [184mm]
Max. = 27" [286mm]

Photometric Data

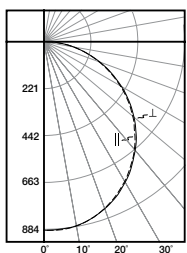
[View IES files](#)



22FP3240C
 Electronic Driver
 Linear LED 4000K
 Spacing criterion: (II) 1.25 x mounting height,
 (⊥) 1.26 x mounting height
 Lumens: 3333
 Input Watts: 29.2W
 Efficacy: 114.1 LPW
 Test Report: 22FP3240C.IES



22FP4240C
 Electronic Driver
 Linear LED 4000K
 Spacing criterion: (II) 1.25 x mounting height,
 (⊥) 1.26 x mounting height
 Lumens: 4465
 Input Watts: 38.3W
 Efficacy: 116.6 LPW
 Test Report: 22FP4240C.IES



22FP2540HE
 Electronic Driver
 Linear LED 4000K
 Spacing criterion: (II) 1.25 x mounting height,
 (⊥) 1.26 x mounting height
 Lumens: 2551
 Input Watts: 19.6W
 Efficacy: 130.2 LPW
 Test Report: 22FP2540HE.IES