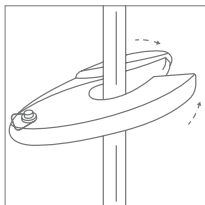


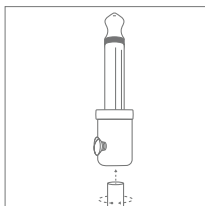
DIY SOLDERLESS

INSTRUMENT CONNECTORS

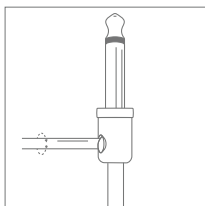
The D'Addario DIY Solderless Pedalboard Cable System is the ultimate solution for custom wiring your pedal board or rack gear. Producing flawless and great sounding cables is as simple as cutting the cable to length, placing the cable end into the plug end, and securing the set screw. These connectors are designed to give you the most accurate and reliable reproduction of your sound, while the patented Geo-Tip design provides an improved connection in any pedal, amp, or jack. For use with the D'Addario 1/4" DIY Instrument Cable only. Sold separately.



Cleanly cut cable to desired length avoiding any loose or overhanging strands of shielding.



Loosen set screw on plug to allow clear entry to plug barrel. Push cable into open plug end with a "twisting" motion until it is fully seated.



Completely tighten set screw.