

All the same features as the original Zuul but blacked-out!

The mini Zuul's threshold knob also controls the dynamics of the gate circuit. Perfect for guitar, bass or any signal source because of the high quality studio specifications.

Use in front of an amplifier or in a series effects loop. Dual colour LED for visual feedback gating action: Green = Open, Orange = Closed, Off = Bypass.

The KEY input signal can be directly from your guitar (r.e. split from Roach or Spliff) or other signal source which lets you go from clean to high gain without changing the Threshold knob. This powerful feature lets you control the gate with a different signal than what flows through the input/output jacks of the ZUUL.



To ensure you get the absolute best out of your new pedal, we strongly recommend you take some time just playing with it to get to know the controls and how they react. Yes, that is right, we want you to play with it as much as possible!

BYPASS - True bypass footswitch.

GATE - Adjusts how much level is required to open the noise gate and allow a signal to pass through.

KEY - Only applicable for 3CM and 4CM

- Plug your guitar directly into this so the Zuul® can trigger directly from your guitar without being affected by earlier placed boosts or dirt pedals.
- The Zuul® functions normally as a gate without the use of the Key Input 2CM (cable method) but for the very best response, we recommend using the Key In via 3CM (using the Roach of Spliff) or 4CM.
- A splitter cable will be needed to separate the in/out of the Zuul®Key.

Plug this into the rest of your pedal board chain (for 3CM and 4CM).

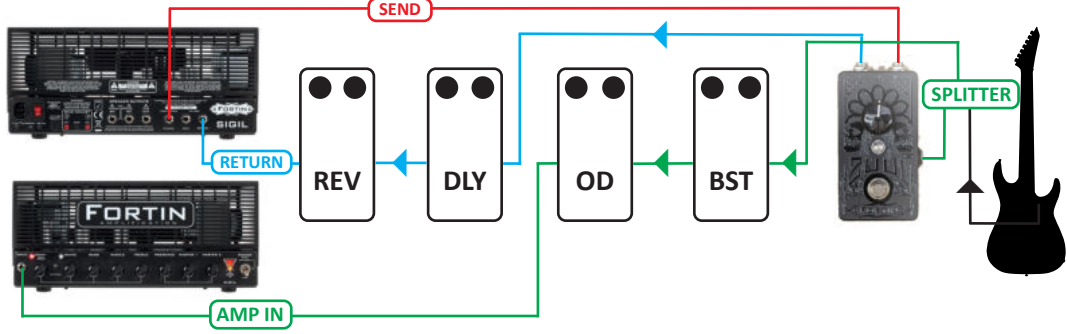
GROUND LIFT SWITCH - Use this switch to eliminate possible noise created by ground loops when using the KEY in 3CM or 4CM.

ZUUL® IN - To amp effects (3CM and 4CM) / Instrumnet in (2CM)

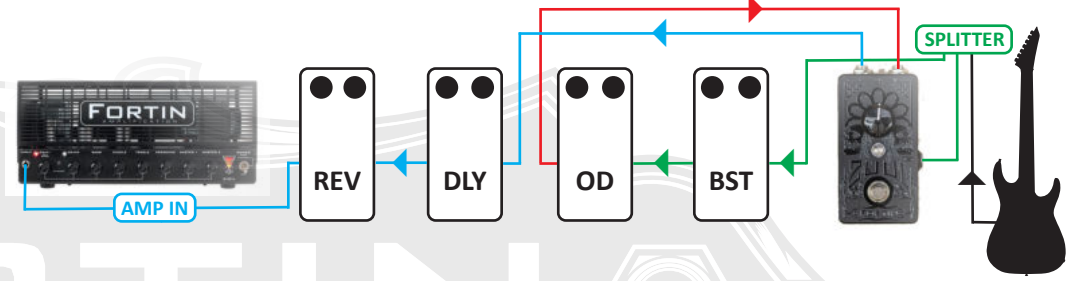
ZUUL® OUT - To time based effects (modulations, reverbs, delays etc) in 3CM and 4CM / Out to next unit in chain (2CM).

POWER - 9-12vDC center pin negative (fully regulated) external adapter/power supply only. Power draw **40mA**

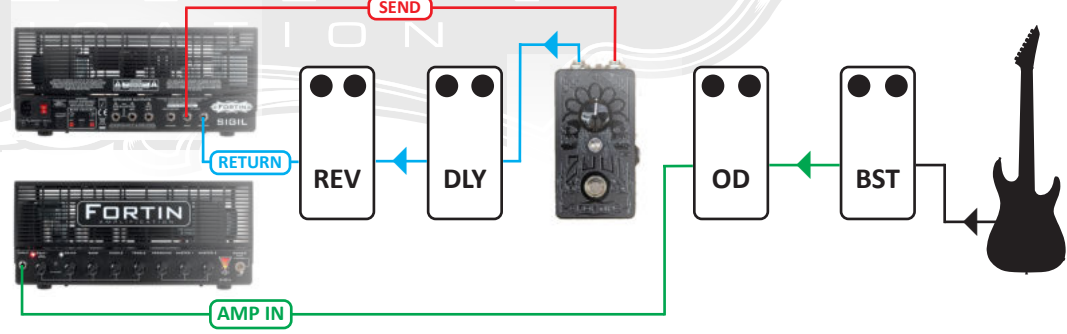
“4 CABLE METHOD” - WITH FX LOOP



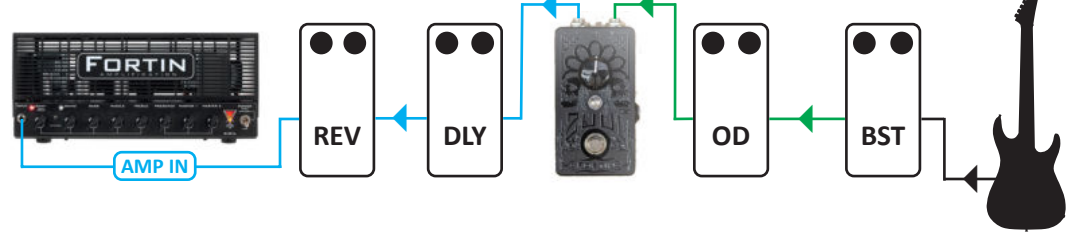
“4 CABLE METHOD” - NO FX LOOP



“2 CABLE METHOD” - WITH FX LOOP



“2 CABLE METHOD” - NO FX LOOP



WARRANTY
 For the full and up-to-date information about the Fortin warranty, please visit our website - www.fortinamps.com.
 You can also email us at info@fortinamps.com.