

INCLUDING RECHARGEABLE BATTERY

Use instruction

■ Thank you for choosing our toy R/C car. To ensure correct and enjoyable use, please read through the following use instruction and have enough understanding of the product before use.

⚠ CAUTION:

■ BATTERY OPERATED PRODUCT

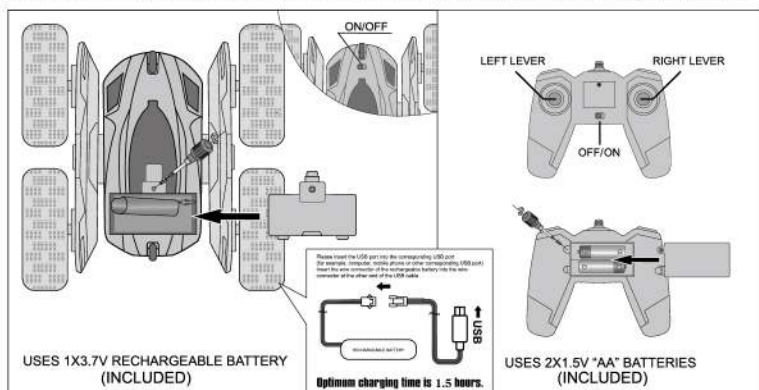
Suitable for ages 6+. As with all electric products, precautions should be observed during handling and use to prevent electric shock.

How to Insert the Battery

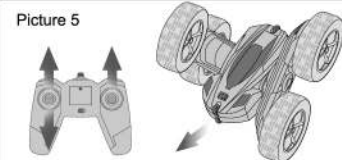
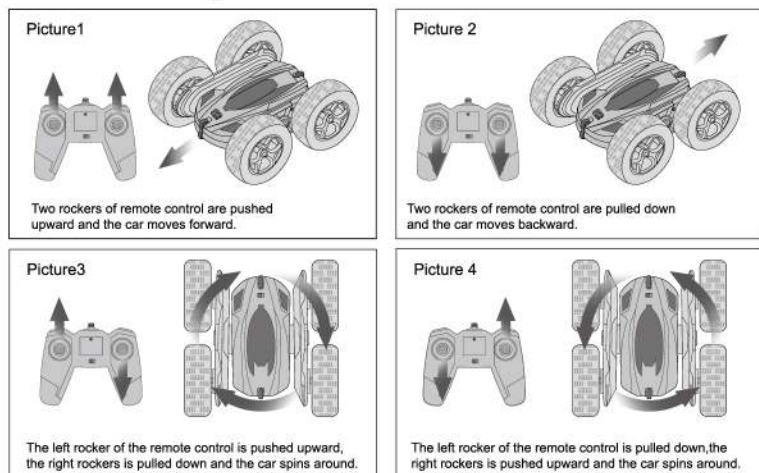
1. Turn the switches located on both the car and the controller to the "OFF" position, (if has switch)
2. Open the battery cover using a crosshead screwdriver.
3. Insert the batteries follow the picture below.
4. Close the battery compartment.

How to Play

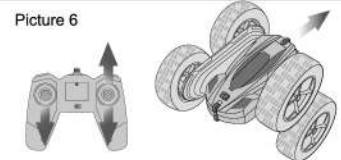
1. Turn the switches located on both the car and the controller to the "ON" position.
2. Then operate the car.
3. When your R/C model car begins to lose performance, power or function, it may be time to charge the batteries!



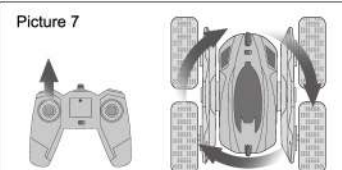
Basic Operation Picture



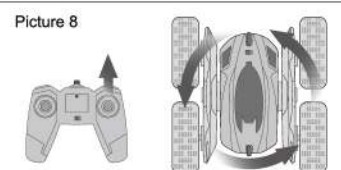
Picture 5
Two rockers of remote control are pushed upward and the car moves forward. The left rocker is pulled down and the left wheel rolls forward.



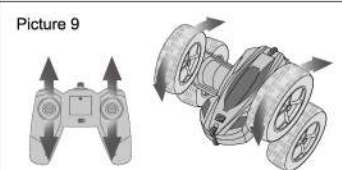
Picture 6
Two rockers of remote control are pulled down and the car moves backward. The right rocker is pushed upward and right wheel rolls backward.



Picture 7
The left rocker of the remote control is pushed upward and the left wheel moves and spins to the right.



Picture 8
The right rocker of the remote control is pushed upward and the right wheel moves and spins to the left.



Picture 9
Two rockers of the remote control are pushed upward and pulled down at the same time, two wheels spin forward and backward at the same time.

Customer Service

This product carries a 1-year warranty from the purchase date. It is our pleasure to assist you in case of any problem with our products. Feel free to contact our customer service via the following email: Kidscarhome@outlook.com

Battery Safety Information

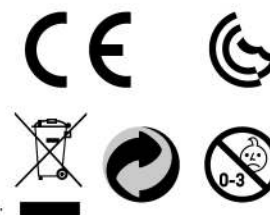
1. Don't short-circuit terminals.
2. Don't recharge non-rechargeable batteries.
3. Rechargeable batteries may only be charged under the supervision of an adult.
4. Different types of batteries or new and used batteries are not to be mixed.
5. Dispose of batteries safely. Don't dispose of batteries in fire as they may explode.
6. The battery charger used should be regularly examined for damage to the cord, plug, enclosure and other parts.
In the event of damage do not use it until it has been repaired.
7. Exhausted battery should be removed from the toy.
8. Rechargeable batteries are to be removed from the toy before being charged.

Care and Maintenance

1. Always remove batteries from the toy when it is not being used for a long period of time.
2. Wipe the toy gently with a clean damp cloth.
3. Keep the toy away from high temperature environment.

Warm Tips

1. In the case of insufficient power, the flipping function will be lost during playing.
2. Please do not run on the smooth ground, otherwise the flipping function will be lost during playing.
3. Please make sure the battery will be charged fully at once.
4. Please control the car according to our manual to avoid the hurt caused by the inappropriate control.
5. Don't play by the roads or in any other dangerous places to avoid accidents.
6. Adult supervision is recommended.
7. When the toy is not in use, please remove the battery.
8. Keep this instruction and packaging for future reference, since they contain important information.



NO.1239A
MADE IN CHINA

FCC Warning

This device complies with part 15 of the FCC Rules. Operation is subject to the following two conditions: (1) This device may not cause harmful interference, and (2) this device must accept any interference received, including interference that may cause undesired operation.

Any Changes or modifications not expressly approved by the party responsible for compliance could void the user's authority to operate the equipment.

Note: This equipment has been tested and found to comply with the limits for a Class B digital device, pursuant to part 15 of the FCC Rules. These limits are designed to provide reasonable protection against harmful interference in a residential installation. This equipment generates uses and can radiate radio frequency energy and, if not installed and used in accordance with the instructions, may cause harmful interference to radio communications. However, there is no guarantee that interference will not occur in a particular installation. If this equipment does cause harmful interference to radio or television reception, which can be determined by turning the equipment off and on, the user is encouraged to try to correct the interference by one or more of the following measures:

- Reorient or relocate the receiving antenna.
- Increase the separation between the equipment and receiver.
- Connect the equipment into an outlet on a circuit different from that to which the receiver is connected.
- Consult the dealer or an experienced radio/TV technician for help.

The device has been evaluated to meet general RF exposure requirement. The device can be used in portable exposure condition without restriction.