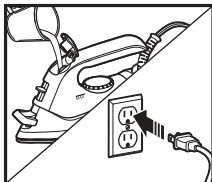




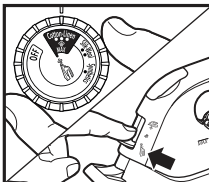
Call 1-800-851-8900 if you have any questions.
Do not return to store.

How to Steam a Garment

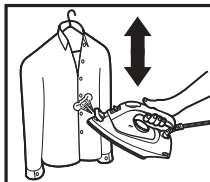
⚠ CAUTION Burn Hazard. Steam is hot. Always point nozzle away from yourself and others. Never steam clothes while they are being worn.



Fill water tank to MAX. Plug into outlet.

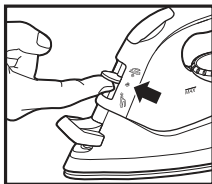


Turn temperature dial to MAX. Allow 2 minutes to preheat. Move lever to STEAMER (☁).

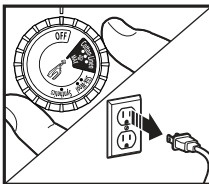


Hang garment in a location not susceptible to heat or moisture. Slowly move iron vertically up and down.

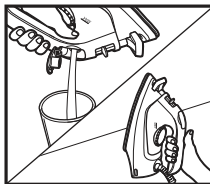
How to Store Iron



Move lever to DRY IRON (☀).



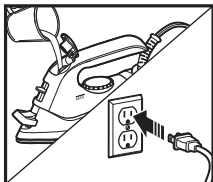
Turn temperature dial to OFF (O). Unplug and cool.



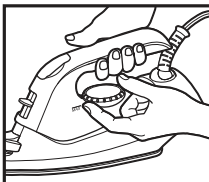
Empty water from iron. Store iron in upright position.

How to Steam Iron

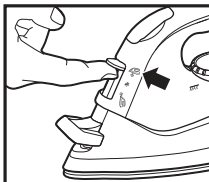
⚠ CAUTION **Burn Hazard.** Attempting to steam iron on a lower temperature setting or failing to allow the iron to preheat for 2 minutes can result in hot water dripping from the soleplate.



Fill water tank to MAX. Plug into outlet.

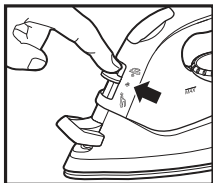


Allow 2 minutes to preheat.

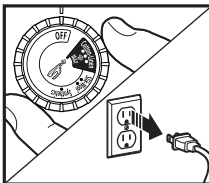


Move lever to STEAM IRON (☁).

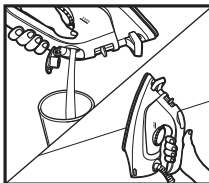
How to Store Iron



Move lever to DRY IRON (☀).



Turn temperature dial to OFF (O).
Unplug and cool.



Empty water from iron. Store iron in upright position.