




HIT-Z HIT-Z-R	length identification code	∅ d inch (mm)	3/8"	1/2"	5/8"	3/4"
3/8 × 3 3/8	D	d _o	7/16	9/16	3/4	7/8
3/8 × 4 3/8	F	d _{r1}	1/2 (13)	5/8 (16)	13/16 (20)*	15/16 (24)*
3/8 × 5 1/8	H	d _{r2}	7/16 (11)	9/16 (14)	11/16 (18)	13/16 (21)
3/8 × 6 3/8	J	h _{ef}	2 3/8 - 4 1/2 (60 - 114)	2 3/4 - 6 (70 - 153)	3 3/4 - 7 1/2 (96 - 191)	4 - 8 1/2 (102 - 216)
1/2 × 4 1/2	F	ℓ _p	≥ 1/2" (13)	≥ 11/16" (18)	≥ 13/16" (21)	≥ 1" (25)
1/2 × 6 1/2	J	h _{min 1} (≥ 4" [100mm]) 	h _{min 1} = h _{ef} + 2 1/4" (57 mm)		h _{min 1} = h _{ef} + 4" (100 mm)	
1/2 × 7 3/4	M	h _{min 2} (≥ 4" [100mm]) 	h _{min 2} = h _{ef} + 1 1/4" (32 mm)		h _{min 2} = h _{ef} + 1 3/4" (45 mm)	
5/8 × 6	I	h _{min 2} (≥ 4" [100mm]) 	t _{fix} = ℓ - h _{ef} - ℓ _p			
5/8 × 8	M	t _{fix}				
5/8 × 9 1/2	P	T _{inst} lb/ft (Nm) HIT-Z / HIT-Z-F	15 (20)	30 (40)	60 (80)	110 (150)
3/4 × 6 1/2	K	T _{inst} lb/ft (Nm) HIT-Z-R	30 (40)	65 (90)	125 (170)	165 (220)
3/4 × 8 1/2	N	AF	9/16"	3/4"	15/16"	1 1/4"
3/4 × 9 3/4	Q	AT System	SIW 4AT-22 + SI-AT-22	SIW 4AT-22 & SIW 6AT-22 + SI-AT-22	SIW 6AT-22 + SI-AT-22	

