

Homedics®

11" drift sandscape



**please take a
moment now**
register your product at
www.Homedics.com/register
Your valuable input regarding this
product will help us create
the products you will want
in the future.

INSTRUCTION MANUAL AND WARRANTY INFORMATION

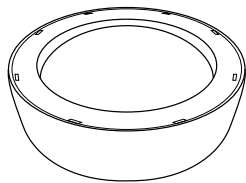
1-year limited warranty

ST-200 | L-03981 Rev 1

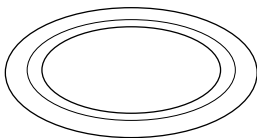
IMPORTANT SAFETY INSTRUCTIONS

READ ALL INSTRUCTIONS BEFORE USING. SAVE THESE INSTRUCTIONS FOR FUTURE REFERENCE.

- Use this product only for its intended use as described in this manual.
- Always place drift on a firm, flat, level surface.
- DO NOT use attachments or accessories not recommended by Homedics.
- DO NOT use any other AC adapter than what is supplied with the product. Use of any other AC adapter may damage the product and may increase the risk of harm to the user or property.
- NEVER operate this product if it has a damaged cord, plug, cable, or housing.
- If the cord or product sustains damage, you must stop using this product immediately and contact Homedics Consumer Relations at the number listed in the Warranty section.
- DO NOT run power cord under carpeting. Do not cover power cord with throw rugs, runners, or similar coverings.
- Always route power cord away from areas where it could be a tripping hazard.
- Always unplug the appliance from the electrical outlet immediately after using and before cleaning.
- DO NOT place anything on glass top of sand table.
- DO NOT attempt to adjust or repair the unit. Servicing must be performed by professional or qualified personnel.
- This unit should not be used by children without adult supervision.
- This product is intended for indoor, household use only.



1 x drift Bowl



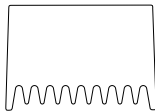
1 x Glass Top
PP-ST200FLCE



1 x Metal Sphere
PP-STBALL



1 x Bag of Sand
PP-ST200SAN

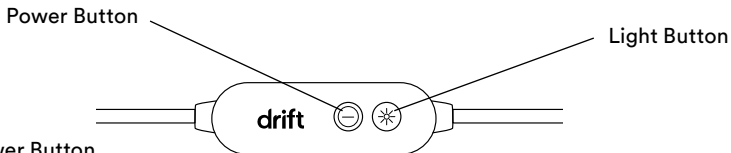


1 x Sand Rake Tool
PP-ST200COMB



1 x Adapter Power Cord
PP-ST200CEAP

BUTTONS



1. Power Button

- Short press play/pause ball
- Long press lights and ball off

2. Light Button

- Short press cycles through saved colors
- Long press lights on/off

SET UP

1. Remove all protective materials over the felt surface inside your drift bowl. Pour one bag of sand into the center of the table and use the included sand rake to level the sand (does not need to be perfect).
2. Place the metal ball into the center of the table; it will find the magnet. If it does not find the magnet right away, the magnet will find the ball during the first design.
3. Place the glass foam side down on the top and center it.
4. Untie power cord, attach one of the provided plug adapters to suit your needs, and insert the USB-C adapter into the back of the drift sandscape. Then plug in the adapter plug into the appropriate outlet. The ball will start moving and the lights will illuminate. If not, press and hold the light button to turn on the lights.
5. Download the drift Sandscape App from the app store.
6. Follow the instructions within the app for set up and get ready to drift.

MAINTENANCE

1. Even out the sand. Over time, sand may build up on the outside of the sand surface. You can use the included sand rake or any flat card to redistribute sand as needed.
2. You can clean the glass surface with any glass cleaner.
3. The product is built to give you 8 hours of continuous use. If it has stopped and you want to drift longer, restart in the app or short press the power button on the back of the unit.

FAQs

1. Why is the product louder at full speed?

The higher speed is intended to quickly clear or find a specific design. It is recommended to use the product below 50% speed for optimal silence.

2. The ball moves slow in the center. Is this normal?

Yes. The product is designed to maintain intricate designs even when the ball is moving in the center.

3. How do I stop the sand from bunching up around the outside over time?

Occasionally, you may feel the need to pause the product, remove the metal ball, and level the sand.

4. Can I use other materials or sand?

We only recommend using the drift sand included with the sandscape. This sand can also be purchased at homedics.com.

5. How do I reattach my metal ball to the magnet?

Put the ball in the middle of the table and choose the “clean” design. This will pull the magnet under the table to the center and should reconnect with the ball.

6. To rest my product, do I pull the plug out of the wall or do I need to do something within the app?

Long press the power button or press the power button within the app.

7. Why won't my drift connect?

Make sure that both your drift and your phone are on the same Wi-Fi during initial pairing. Be sure to use a Wi-Fi network that has a password during initial pairing.

SUPPLIER'S DECLARATION OF CONFORMITY

Product Description: 11" drift sandscape

Model Numbers: ST-200

Trade Name: Homedics

FCC Compliance Statement

This device complies with Part 15 of the FCC Rules. This device contains license-exempt transmitter/receiver that complies with Innovation, Science and Economic Development Canada's license-exempt RSS(s). Operation is subject to the following two conditions: (1) This device may not cause harmful interference, and (2) This device must accept any interference received, including interference that may cause undesired operation.

U.S. Contact Information

Company: Homedics, LLC.

Address: 3000 N. Pontiac Trail, Commerce Township, MI 48390

8:30am-7:00pm EST Monday-Friday 1-800-466-3342

Homedics is not responsible for any radio or TV interference caused by unauthorized modifications to this equipment. Such modifications could void the user authority to operate the equipment.

This equipment has been tested and found to comply with the limits for a Class B digital device, pursuant to Part 15 of the FCC Rules. These limits are designed to provide reasonable protection against harmful interference in a residential installation. This equipment generates, uses, and can radiate radio frequency energy and, if not installed and used in accordance with the instructions, may cause harmful interference to radio communications. However, there is no guarantee that interference will not occur in a particular installation. If this equipment does cause harmful interference to radio or television reception, which can be determined by turning the equipment off and on, the user is encouraged to try to correct the interference by one or more of the following measures:

- Reorient or relocate the receiving antenna.
- Increase the separation between the equipment and receiver.
- Connect the equipment to an outlet on a circuit different from that to which the receiver is connected.
- Consult the dealer or an experienced radio/TV technician for help.

CAN ICES-003(B)/NMB-003(B)

RF Exposure Statement

This equipment complies with FCC and ISED RF radiation exposure limits set forth for an uncontrolled environment. This equipment should be installed and operated with a minimum distance of 20 cm between the radiator and your body. This transmitter must not be co-located or operated in conjunction with any other antenna or transmitter.



1 YEAR LIMITED WARRANTY

Homedics sells its products with the intent that they are free of defects in manufacture and workmanship for a period of 1 year from the date of original purchase, except as noted below. Homedics warrants that its products will be free of defects in material and workmanship under normal use and service. This warranty extends only to consumers and does not extend to Retailers.

To obtain warranty service on your Homedics product, contact a Consumer Relations representative for assistance. Please make sure to have the model number of the product available.

Homedics does not authorize anyone, including, but not limited to, Retailers, the subsequent consumer purchaser of the product from a Retailer or remote purchasers, to obligate Homedics in any way beyond the terms set forth herein. This warranty does not cover damage caused by misuse or abuse; accident; the attachment of any unauthorized accessory; alteration to the product; improper installation; unauthorized repairs or modifications; improper use of electrical/power supply; loss of power; dropped product; malfunction or damage of an operating part from failure to provide manufacturer's recommended maintenance; transportation damage; theft; neglect; vandalism; or environmental conditions; loss of use during the period the product is at a repair facility or otherwise awaiting parts or repair; or any other conditions whatsoever that are beyond the control of Homedics.

This warranty is effective only if the product is purchased and operated in the country in which the product is purchased. A product that requires modifications or adoption to enable it to operate in any other country than the country for which it was designed, manufactured, approved and/or authorized, or repair of products damaged by these modifications is not covered under this warranty.

THE WARRANTY PROVIDED HEREIN SHALL BE THE SOLE AND EXCLUSIVE WARRANTY. THERE SHALL BE NO OTHER WARRANTIES EXPRESS OR IMPLIED INCLUDING ANY IMPLIED WARRANTY OF MERCHANTABILITY OR FITNESS OR ANY OTHER OBLIGATION ON THE PART OF THE COMPANY WITH RESPECT TO PRODUCTS COVERED BY THIS WARRANTY. HOMEDICS SHALL HAVE NO LIABILITY FOR ANY INCIDENTAL, CONSEQUENTIAL, OR SPECIAL DAMAGES. IN NO EVENT SHALL THIS WARRANTY REQUIRE MORE THAN THE REPAIR OR REPLACEMENT OF ANY PART OR PARTS WHICH ARE FOUND TO BE DEFECTIVE WITHIN THE EFFECTIVE PERIOD OF THE WARRANTY. NO REFUNDS WILL BE GIVEN. IF REPLACEMENT PARTS FOR DEFECTIVE MATERIALS ARE NOT AVAILABLE, HOMEDICS RESERVES THE RIGHT TO MAKE PRODUCT SUBSTITUTIONS IN LIEU OF REPAIR OR REPLACEMENT.

This warranty does not extend to the purchase of opened, used, repaired, repackaged and/or resealed products, including but not limited to sale of such products on internet auction sites and/or sales of such products by surplus or bulk resellers. Any and all warranties or guarantees shall immediately cease and terminate as to any products or parts thereof which are repaired, replaced, altered, or modified, without the prior express and written consent of Homedics.

This warranty provides you with specific legal rights. You may have additional rights which may vary from state to state and country to country. Because of individual state and country regulations, some of the above limitations and exclusions may not apply to you.

For more information regarding our product line in the USA, please visit www.Homedics.com. For Canada, please visit www.Homedics.ca.

FOR SERVICE IN THE USA
CSERVICE@HOMEDICS.COM
8:30AM-7:00PM EST MONDAY-FRIDAY
1-800-466-3342

FOR SERVICE IN CANADA
CSERVICE@HOMEDICSGROUP.CA
8:30AM-5:00PM EST MONDAY-FRIDAY
1-888-225-7378

©2023 Homedics, LLC. All rights reserved.
Homedics and Drift are registered trademarks of Homedics, LLC.
Distributed by Homedics, LLC, 3000 N Pontiac Trail, Commerce Township, MI 48390
IB-ST-200