

# PAX & KOMPLEMENT

## Wardrobes and closet solutions

### Safety

This furniture must be fixed to the wall. Different wall materials require different types of mounting hardware, which is not included. Purchase mounting hardware suitable for the walls in your home.

### Assembly


Minimum ceiling heights:

**For wardrobes with hinged doors or for closet solutions without doors:**  
202 cm (79½") for 201 cm (79") frames,  
237 cm (93") for 236 cm (93") frames

**For wardrobes with sliding doors:**  
205 cm (81") for 201 cm (79") frames,  
240 cm (94½") for 236 cm (93") frames

### Important:

Two people are required to assemble this furniture safely.



10

Free 10 year limited warranty.

Read more in the warranty brochure.

Requires assembly.

### Create your own wardrobe or closet solution:

By combining frames and doors from the PAX series with the KOMPLEMENT interior organizers, you can create exactly the wardrobe you need. Or you can choose one of our suggested solutions. The result is a wardrobe to suit both your home and your clothes.

### Use our PAX planning tool

You can create your wardrobe on the planner found in the PAX area of the store, or in the comfort of your own home. Just visit the bedroom department at [IKEA.ca](http://IKEA.ca), go to the PAX planner and start making a wardrobe uniquely designed for you – by you.

### Do it yourself or let us help

You might well be able to do everything yourself, but you don't have to! Let us help make your wardrobe dream a reality with service offers like delivery, assembly and more. Read more at [IKEA.ca](http://IKEA.ca) or on the last page of this guide.

This is a reference guide created to better assist customers when purchasing products. While a high level of accuracy has been sought in its preparation, we cannot guarantee that there are no errors or omissions, nor will we be bound by them. Availability may vary by store. Please see an IKEA co-worker or visit [IKEA.ca](http://IKEA.ca) for more information.



# Choose your wardrobe

We have a wide range of PAX/KOMPLEMENT combinations to choose from which you can find in the store or on our website at [IKEA.ca](http://IKEA.ca). If you don't find a pre-designed solution that you like, you can use our PAX/KOMPLEMENT planner to create the perfect solution that suits your needs and taste.

Begin by looking through the ready-made combinations on the web or in the planner gallery and choose one that inspires you. You will then have a pre-designed combination to start from that you can customize to your needs. You can, for example, change the size and the colour of the wardrobe, or the interior organizers.

You can also use the planner to design your own unique PAX/KOMPLEMENT combination from scratch. There are 3 simple steps to follow when choosing your wardrobe solution.

**1. Choose frames.** Consider how much space you have available in your room. It's important to know the maximum height and width of your new wardrobe. Remember, you can also make the most of unused space with corner units.

**2. Pick your style.** What colour do you want your wardrobe to be? We offer a wide selection of doors in different colours.


**3. Choose interior organizers.** Think through your day-to-day needs. Do you have a lot of shoes? Then a pull-out tray with shoe inserts could be a good option for you. If you keep your summer and winter clothes in the same place, deep baskets will store your clothes neatly away.

Once you have decided on the interior organizers, it's time to add the finishing touches. Complete your new wardrobe with your choice of boxes and inserts from our extensive range of interior accessories. And for a really great result, don't forget the integrated lighting! Simple to install and makes it so much easier for you to find the right outfit.

The PAX/KOMPLEMENT planner helps you to calculate the price of your wardrobe, and allows you to print or save a product list that you can bring to the store or use to buy online.

The planner can be found in the wardrobe area of the store or in the comfort of your own home. Just visit the wardrobe department on the [IKEA website](http://IKEA.ca) and go to the PAX/KOMPLEMENT wardrobe planner: [IKEA.ca](http://IKEA.ca)

## Good to know measurements



Hard to know how much space your clothes will take? Here's a useful guide of a few measurements and generic clothes sizes that could come in handy when planning your wardrobe.

1. Plan 19 cm (7½") to fit SKUBB storage boxes.
2. Plan approx. 100 cm (39¼") for coats.
3. Plan approx. 80 cm (31½") for blouses.
4. Short dresses needs approx. 120 cm (47¼").
5. Really long garments might need up to 190 cm (74¾").
6. Plan 33 cm (13") for a pull-out shoe shelf.
7. Plan approx. 28 cm (11") to fit a HEMMAFIXARE storage box.
8. Plan approx. 25 cm (9⅞") for 10 folded t-shirts.
9. Plan approx. 30 cm (11¾") for 10 folded sweaters.
10. Plan approx. 60–70 cm (23⅝-27½") for hanging pants.

# Frames

Overall size: Width×Depth×Height.

**Hinged doors are available for 50 cm (19½") and 100 cm (39¼") frames only.**

Choose frames in the height, width and depth that fit into your home. You can pick between **two heights** 201 cm (79¼") or 236 cm (92⅞"), **two depths** of 35 cm (13¾") or 58 cm (22⅞"), and **three widths** of 50 cm (19⅝"), 75 cm (29½") or 100 cm (39¼"). Available colours for each size are listed below.

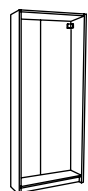
## 201 cm (79¼") high frames



<b>50×35×201 cm (19⅝×13¾×79¼")</b>	
White	005.881.56
Dark gray	605.881.77



<b>75×35×201 cm (29½×13¾×79¼")</b>	
For use with sliding doors, or as an open solution.	
White	205.881.60
Dark gray	205.881.79



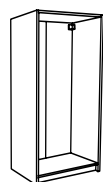
<b>100×35×201 cm (39¼×13¾×79¼")</b>	
White	405.881.64
Dark gray	005.881.75



<b>50×58×201 cm (19⅝×22⅞×79¼")</b>	
White	605.881.58
Gray-beige	205.881.84
Dark gray	505.881.68



<b>75×58×201 cm (29½×22⅞×79¼")</b>	
For use with sliding doors, or as an open solution.	
White	805.881.62
Gray-beige	705.881.86
Dark gray	105.881.70



<b>100×58×201 cm (39¼×22⅞×79¼")</b>	
White	905.881.66
Gray-beige	605.881.82
Dark gray	705.881.72

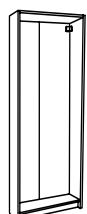
## 236 cm (92⅞") high frames



<b>50×35×236 cm (19⅝×13¾×92⅞")</b>	
White	805.881.57
Dark gray	405.881.78



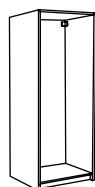
<b>75×35×236 cm (29½×13¾×92⅞")</b>	
For use with sliding doors, or as an open solution.	
White	005.881.61
Dark gray	805.881.81



<b>100×35×236 cm (39¼×13¾×92⅞")</b>	
White	105.881.65
Dark gray	805.881.76



<b>50×58×236 cm (19⅝×22⅞×92⅞")</b>	
White	405.881.59
Gray-beige	905.881.85
Dark gray	305.881.69



<b>75×58×236 cm (29½×22⅞×92⅞")</b>	
For use with sliding doors, or as an open solution.	
White	605.890.06
Gray-beige	505.881.87
Dark gray	905.881.71



<b>100×58×236 cm (39¼×22⅞×92⅞")</b>	
White	705.881.67
Gray-beige	405.881.83
Dark gray	505.881.73

# Create a corner solution

Overall size: Width×Depth×Height.

With this add-on unit for corner frame, you can also make use of the corners when building your wardrobe. It fits all frames in the PAX wardrobe system, so all you need to do is combine the add-on unit with the frame that suits your space best. No matter which depth or height you choose for your add-on unit, 4 adjustable shelves are always included. You can also complete with interior organizers from the KOMPLEMENT series to create exactly the wardrobe you've dreamed of.

## 201 cm (79¼") high frames



<b>Add-on unit for corner</b>	
53×35×201 cm (20%×13¾×79¼")	
White	403.469.38
Dark gray	705.151.14

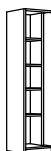


<b>Add-on unit for corner</b>	
53×58×201 cm (20%×22¾×79¼")	
White	703.469.32
Gray-beige	505.151.10
Dark gray	605.151.19

## 236 cm (92⅞") high frames



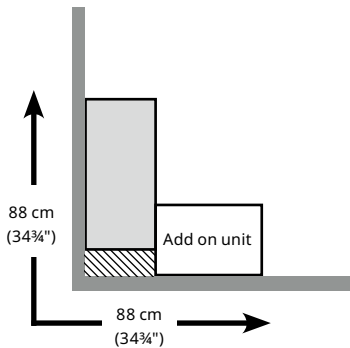
<b>Add-on unit for corner</b>	
53×35×236 cm (20%×13¾×92⅞")	
White	803.469.41
Dark gray	205.151.16



<b>Add-on unit for corner</b>	
53×58×236 cm (20%×22¾×92⅞")	
White	303.469.34
Gray-beige	105.151.12
Dark gray	205.151.21

# How to build

Here you can see how the add-on unit for corner frame can be used with other frames. The examples shown here are combinations that work together with hinged doors. For open storage solutions, there are even more possibilities - please see more at [www.ikea.ca](http://www.ikea.ca) or ask a coworker at your nearest IKEA store.



35 cm (13<sup>3</sup>/<sub>4</sub>" ) deep add-on unit for corner with one 75×35 cm (29<sup>1</sup>/<sub>2</sub>×13<sup>3</sup>/<sub>4</sub>" ) frame.

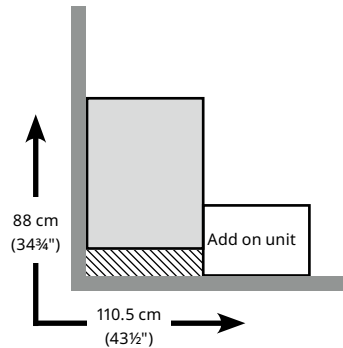
### Suggestion of interior organizers to use in this combination

#### Standard frame 75×35 cm (29<sup>1</sup>/<sub>2</sub>×13<sup>3</sup>/<sub>4</sub>" ):

- Clothes rail 75×35 cm (29<sup>1</sup>/<sub>2</sub>×13<sup>3</sup>/<sub>4</sub>" )
- Shelf 75×35 cm (29<sup>1</sup>/<sub>2</sub>×13<sup>3</sup>/<sub>4</sub>" )
- Shoe shelf 75×35 cm (29<sup>1</sup>/<sub>2</sub>×13<sup>3</sup>/<sub>4</sub>" )

#### Add-on unit for corner:

All KOMPLEMENT interior organizers 35 cm (13<sup>3</sup>/<sub>4</sub>" ) depth.



35 cm (13<sup>3</sup>/<sub>4</sub>" ) deep add-on unit for corner with one 75×58 cm (29<sup>1</sup>/<sub>2</sub>×22<sup>7</sup>/<sub>8</sub>" ) frame.

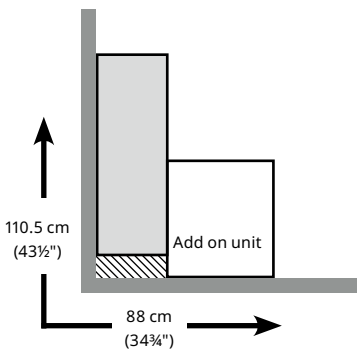
### Suggestion of interior organizers to use in this combination

#### Standard frame 75×58 cm (29<sup>1</sup>/<sub>2</sub>×22<sup>7</sup>/<sub>8</sub>" ):

- Clothes rail 75 cm (29<sup>1</sup>/<sub>2</sub>" )
- Shelf 75×58 cm (29<sup>1</sup>/<sub>2</sub>×22<sup>7</sup>/<sub>8</sub>" )

#### Add-on unit for corner:

All KOMPLEMENT interior organizers 35 cm (13<sup>3</sup>/<sub>4</sub>" ) depth.



58 cm (22<sup>7</sup>/<sub>8</sub>" ) deep add-on unit for corner with one 100×35 cm (39<sup>1</sup>/<sub>4</sub>×13<sup>3</sup>/<sub>4</sub>" ) frame.

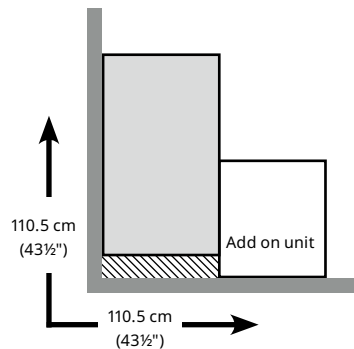
### Suggestion of interior organizers to use in this combination

#### Standard frame 100×35 cm (39<sup>1</sup>/<sub>4</sub>×13<sup>3</sup>/<sub>4</sub>" ):

- Clothes rail 100×35 cm (39<sup>1</sup>/<sub>4</sub>×13<sup>3</sup>/<sub>4</sub>" )
- Shelf 100 cm (39<sup>1</sup>/<sub>4</sub>" )
- Shoe shelf 100 cm (39<sup>1</sup>/<sub>4</sub>" )

#### Add-on unit for corner:

All KOMPLEMENT interior organizers 35 cm (13<sup>3</sup>/<sub>4</sub>" ) depth.  
Clothes rail 50 cm (19<sup>5</sup>/<sub>8</sub>" ) (turn the fitting around).



58 cm (22<sup>7</sup>/<sub>8</sub>" ) deep add-on unit for corner with one 100×58 cm (39<sup>1</sup>/<sub>4</sub>×22<sup>7</sup>/<sub>8</sub>" ) frame.

### Suggestion of interior organizers to use in this combination

#### Standard frame 100×58 cm (39<sup>1</sup>/<sub>4</sub>×22<sup>7</sup>/<sub>8</sub>" ):

- Clothes rail 100 cm (39<sup>1</sup>/<sub>4</sub>" )
- Shelf 100×58 cm (39<sup>1</sup>/<sub>4</sub>×22<sup>7</sup>/<sub>8</sub>" )
- Divider for frame 50 cm (19<sup>5</sup>/<sub>8</sub>" ) with your choice of pull-out interior organizers.

#### Add-on unit for corner:

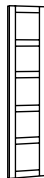
All KOMPLEMENT interior organizers 35 cm (13<sup>3</sup>/<sub>4</sub>" ) depth.  
Clothes rail 50 cm (19<sup>5</sup>/<sub>8</sub>" ) (turn the fitting around).

# Hinged doors

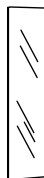
Overall size: Width×Depth×Height.

**Handles and knobs are sold separately except where noted.**

All available options of hinged doors are listed below. Remember to pick up one 3-pack KOMPLEMENT hinges for each 195 cm (76¾") tall door, and one 4-pack KOMPLEMENT hinges for each 229 cm (90¾") tall door.



<b>BERGSBO door.</b>	
White	
50×195 cm (19½×76¾")	202.074.10
50×229 cm (19½×90¾")	301.604.07
Gray-beige	
50×195 cm (19½×76¾")	905.109.45
50×229 cm (19½×90¾")	505.109.47
Dark gray	
50×195 cm (19½×76¾")	605.109.37
50×229 cm (19½×90¾")	205.109.39



<b>AHEIM door with handle.</b>	
Mirror	
25×195 cm (9¾×76¾")	201.148.29
25×229 cm (9¾×90¾")	004.148.30
50×195 cm (19½×76¾")	803.319.30
50×229 cm (19½×90¾")	804.100.55



<b>KAMMARTORP door.</b>	
Mirror	
50×195 cm (19½×76¾")	605.746.65
50×229 cm (19½×90¾")	005.746.68



<b>GRIMO door.</b>	
White	
50×195 cm (19½×76¾")	403.434.64
50×229 cm (19½×90¾")	903.434.66
Gray-green	
50×195 cm (19½×76¾")	905.971.18
50×229 cm (19½×90¾")	705.971.19



<b>TYSSDAL door.</b>	
White	
50×195 cm (19½×76¾")	902.981.24
50×229 cm (19½×90¾")	402.981.26



<b>FARDAL door.</b>	
High gloss white	
25×195 cm (9¾×76¾")	703.446.26
25×229 cm (9¾×90¾")	503.446.27
50×195cm (19½×76¾")	901.905.24
50×229cm (19½×90¾")	801.905.29
High gloss light gray	
50×195 cm (19½×76¾")	603.306.20
50×229 cm (19½×90¾")	503.306.06



<b>FORSAND door.</b>	
White	
25×195 cm (9¾×76¾")	204.236.02
25×229 cm (9¾×90¾")	804.236.04
50×195cm (19½×76¾")	604.423.83
50×229cm (19½×90¾")	104.423.85
Gray-beige	
50×195 cm (19½×76¾")	905.109.26
50×229 cm (19½×90¾")	905.109.31
Dark gray	
50×195 cm (19½×76¾")	405.109.24
50×229 cm (19½×90¾")	505.109.28



<b>LINNABERG door.</b>	
Green/patterned	
50×229 cm (19½×90¾")	205.843.98
50×229 cm (19½×90¾")	405.844.01



<b>FYRUDDEN door.</b>	
50×195 cm (19½×76¾")	805.943.56
50×229 cm (19½×90¾")	005.963.97

# Hinged doors

Overall size: Width×Depth×Height.



## TONSTAD door.

Off-white

50×195 cm (19½×76¾")	705.102.44
50×229 cm (19½×90¾")	905.102.43

Oak veneer

50×195 cm (19½×76¾")	505.102.59
50×229 cm (19½×90¾")	905.102.62

Brown stained oak veneer

50×195 cm (19½×76¾")	005.102.52
50×229 cm (19½×90¾")	305.102.55



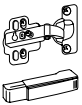
## TONSTAD glass door.

Oak veneer/glass

50×195 cm (19½×76¾")	905.525.01
50×229 cm (19½×90¾")	505.525.03

Brown stained oak veneer/glass

50×195 cm (19½×76¾")	705.525.02
50×229 cm (19½×90¾")	105.525.00



## KOMPLEMENT soft closing hinge.

For 195 cm (76¾") doors

3-pack	002.145.05
--------	------------

For 229 cm (90¾") doors

4-pack	302.145.04
--------	------------



## STORKLINTA door.

Oak effect

50×195 cm (19½×76¾")	105.843.65
50×229 cm (19½×90¾")	105.843.70

Dark brown/oak effect

50×195 cm (19½×76¾")	405.843.64
50×229 cm (19½×90¾")	905.843.71



## GULLABERG door.

White

50×195 cm (19½×76¾")	405.806.67
50×229 cm (19½×90¾")	805.806.65

Gray

50×195 cm (19½×76¾")	105.806.64
50×229 cm (19½×90¾")	605.806.66



## KOMPLEMENT soft closing hinge for add-on corner unit.

For 195 cm (76¾") doors

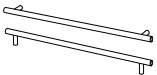
6-pack	103.684.89
--------	------------

For 229 cm (90¾") doors

8-pack	503.684.92
--------	------------

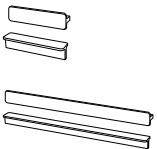
# Handles

The handles below are developed specially to fit doors for PAX wardrobes. You can find even more knobs and handles to choose from at [www.IKEA.ca](http://www.IKEA.ca)



## KALLRÖR handle, stainless steel, 2 pack.

213 mm (8¾")	503.570.02
405 mm (16")	103.570.04
597 mm (23½")	303.570.03



## HACKÅS handle, 2 pack.

Anthracite

100 mm (3¾")	303.424.79
300 mm (11¾")	503.424.78



## BILLSBRO handle, 2 pack.

White

533 mm (21")	003.343.10
686 mm (27")	903.343.20
838 mm (33")	703.343.21
2220 mm (87¾")	203.343.09

Stainless steel

533 mm (21")	203.236.31
686 mm (27")	003.236.32
838 mm (33")	803.236.33
2220 mm (87¾")	103.235.99

# Sliding doors

Sliding doors are sold in pairs. The size refers to the total measurement of the two doors together.

**Note:** The door is divided into three packages. Please use a picking list to ensure you collect one door frame and two packages of door panels.



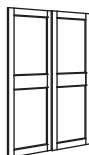
**MEHAMN** double sided, wooden effect, pair of sliding doors.

Dark gray/beige  
with aluminum metal frame and soft closing device

150×201 cm (59×79½")	194.362.62
200×201 cm (78¾×79½")	094.362.67
150×236 cm (59×92½")	794.362.64
200×236 cm (78¾×92½")	694.362.69

White/white stained oak effect  
with aluminum metal frame and soft closing device

150×201 cm (59×79½")	794.397.62
200×201 cm (78¾×79½")	594.397.77
150×236 cm (59×92½")	094.397.70
200×236 cm (78¾×92½")	894.397.85



**GRIMO**, pair of sliding doors

White

150×201 cm (59×79½")	205.215.27
200×201 cm (78¾×79½")	205.215.32
150×236 cm (59×92½")	805.215.29
200×236 cm (78¾×92½")	805.215.34



**HASVIK** pair of sliding doors.

White

150×201 cm (59×79½")	105.215.37
200×201 cm (78¾×79½")	705.215.39
150×236 cm (59×92½")	905.215.38
200×236 cm (78¾×92½")	305.215.41

High-gloss white

150×201 cm (59×79½")	605.215.49
200×201 cm (78¾×79½")	605.215.54
150×236 cm (59×92½")	005.215.52
200×236 cm (78¾×92½")	905.215.57

Gray-beige

150×201 cm (59×79½")	205.109.58
200×201 cm (78¾×79½")	405.109.62
150×236 cm (59×92½")	805.109.60
200×236 cm (78¾×92½")	005.109.64

Dark gray

150×201 cm (59×79½")	905.109.50
200×201 cm (78¾×79½")	105.109.54
150×236 cm (59×92½")	505.109.52
200×236 cm (78¾×92½")	605.109.56



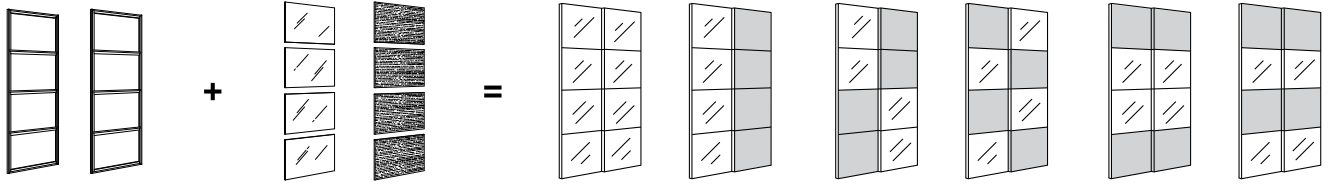
**AULI** mirror, pair of sliding doors.

Mirror with aluminum frame

150×201 cm (59×79½")	395.602.79
200×201 cm (78¾×79½")	595.602.83
150×236 cm (59×92½")	995.602.81
200×236 cm (78¾×92½")	095.602.85

# Create your own sliding door


1 frame (pack of 2) + panel 1 + panel 2 = sliding door combination



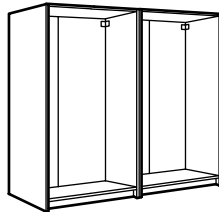
You can also choose your own combination of metal frames and panels for your sliding doors. The metal frame comes in a pack of two, and is available in white, black, and aluminum. Panels come in a variety of materials and colours. Choose one frame and two packages of panels for each sliding door combination.

You can also create your own sliding door in the PAX planning tool at [IKEA.ca](http://IKEA.ca) or speak with a co-worker in the PAX area of the store for more information.

## How to combine frames for sliding doors



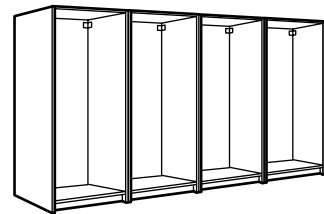
**150 cm (59") combination**  
75+75 cm (29½+29½")



**200 cm (78¾") combination**  
100+100 cm (39¼+39¼")

**Alternatives:**

- 100+50+50 cm (39¼+19½+19½")
- 50+50+100 cm (19½+19½+39¼")
- 50+50+50+50 cm (19½+19½+19½+19½")



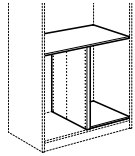
**300 cm (118") combination**  
75+75+75+75 cm  
(29½+29½+29½+29½")

**Note:** Two pair of 150 cm (59") wide sliding doors are needed to build a 300 cm (118") wide combination.

# Interior organizers

Overall size: Width×Depth×Height.

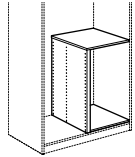
Organize all your shoes, ties, bed linen, lingerie, scarves, pants, handbags, shoes, jewellery etc. The KOMPLEMENT range perfectly matches the different doors and frames in the PAX series. Width and depth of KOMPLEMENT articles is stated to match the dimensions of the corresponding frame, actual dimensions vary.



## KOMPLEMENT divider

Fits 100×58 cm (39¼×22½") frames. Can be combined with all 50 cm (19") KOMPLEMENT interior organizers. H81.5 cm.

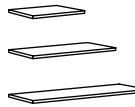
White	002.464.17
Gray-beige	305.091.10
Dark gray	405.092.18



## KOMPLEMENT divider

Fits 100×58 cm (39¼×22½") and 75×58 cm (29½×22½") frames. Can be combined with all 50 cm (19") KOMPLEMENT interior organizers. H81.5 cm.

White	602.463.96
Gray-beige	105.091.06
Dark gray	005.092.15



## KOMPLEMENT shelf

50×35 cm (19×13¾")

White	402.779.92
Dark gray	205.094.55



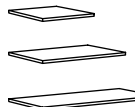
75×35 cm (29½×13¾")

White	702.779.95
Dark gray	605.094.58



100×35 cm (39¼×13¾")

White	002.779.89
Dark gray	905.094.52



## KOMPLEMENT shelf

50×58 cm (19×22½")

White	302.779.59
Gray-beige	605.090.43
Dark gray	905.091.45




75×58 cm (29½×22½")

White	902.779.61
Gray-beige	705.090.47
Dark gray	105.091.49



100×58 cm (39¼×22½")

White	702.779.57
Gray-beige	405.090.39
Dark gray	605.091.42



## KOMPLEMENT glass shelf

50×58 cm (19×22½").

White	002.576.46
Gray-beige	005.091.16
Dark gray	605.091.56



75×58 cm (29½×22½").

White	802.576.47
Gray-beige	405.091.19
Dark gray	005.091.59



100×58 cm (39¼×22½")

White	702.576.38
Gray-beige	705.091.13
Dark gray	305.091.53



## KOMPLEMENT pull-out tray

50×35 cm (19×13¾")

White	504.339.87
Dark gray	105.094.89



75×35 cm (29½×13¾")

White	904.339.90
Dark gray	505.094.92



100×35 cm (39¼×13¾")

White	204.339.84
Dark gray	705.094.86



## KOMPLEMENT pull-out tray

Combines with different inserts and shoe racks, see organizing accessories.

50×58 cm (19×22½")

White	202.463.60
Gray-beige	805.090.99
Dark gray	105.091.87



75×58 cm (29½×22½")

White	302.463.74
Gray-beige	005.091.02
Dark gray	505.091.90



100×58 cm (39¼×22½")

White	702.463.86
Gray-beige	405.090.96
Dark gray	805.091.84



## KOMPLEMENT clothes rail

Fits 58 cm (22½") deep frames.

50 cm (19⅞")

Dark gray	402.569.42
White	902.568.93



75 cm (29½")

Dark gray	002.569.44
White	402.568.95



100 cm (39¼")

Dark gray	802.569.40
White	302.568.91



## KOMPLEMENT clothes rail

Fits 35 cm (13¾") deep frames.

50×35 cm (19×13¾")

White	504.464.52
Dark gray	905.094.66



75×35 cm (29½×13¾")

White	804.464.55
Dark gray	305.094.69

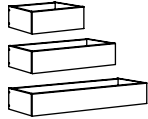


100×35 cm (39¼×13¾")

White	104.464.49
Dark gray	605.094.63

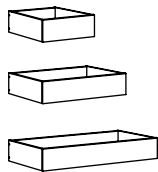
# Interior organizers

Overall size: Width×Depth×Height.



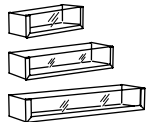
## KOMPLEMENT drawer.

50×35 cm (19½×13¾")	
White	302.467.22
Dark gray	105.095.02
75×35 cm (29½×13¾")	
White	702.467.44
Dark gray	405.095.05
100×35 cm (39¼×13¾")	
White	702.467.58
Dark gray	005.094.99



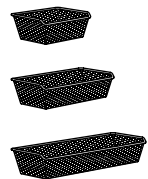
## KOMPLEMENT drawer.

50×58 cm (19½×22¾")	
White	102.463.08
Gray-beige	605.090.76
Dark gray	205.091.96
75×58 cm (29½×22¾")	
White	102.463.32
Gray-beige	005.090.79
Dark gray	605.091.99
100×58 cm (39¼×22¾")	
White	902.463.52
Gray-beige	505.090.72
Dark gray	905.091.93



## KOMPLEMENT drawer with glass front.


50×58 cm (19½×22¾")	
White	702.466.83
Gray-beige	505.090.86
Dark gray	105.092.05
75×58 cm (29½×22¾")	
White	102.466.95
Gray-beige	905.090.89
Dark gray	505.092.08
100×58 cm (39¼×22¾")	
White	202.467.08
Gray-beige	205.090.83
Dark gray	805.092.02



## KOMPLEMENT mesh basket

To be completed with KOMPLEMENT pull-out rail for basket 35 cm (13¾"), sold separately.

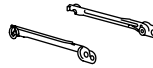
50×35 cm (19½×13¾")	
Dark gray	402.573.00
White	002.573.02
75×35 cm (29½×13¾")	
Dark gray	702.573.08
White	102.573.11
100×35 cm (39¼×13¾")	
Dark gray	302.572.92
White	902.572.94



## KOMPLEMENT mesh basket

To be completed with KOMPLEMENT pull-out rail for basket 58 cm (22¾"), sold separately.

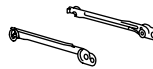
50×58 cm (19½×22¾")	
Dark gray	602.573.04
White	102.573.06
75×58 cm (29½×22¾")	
Dark gray	702.573.13
White	202.573.15
100×58 cm (39¼×22¾")	
Dark gray	402.572.96
White	002.572.98



## KOMPLEMENT pull-out rail for basket

35 cm (13¾"), 2-pack

Dark gray	902.632.33
White	602.632.44

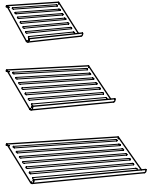


58 cm (22¾"), 2-pack

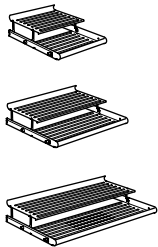
Dark gray	102.632.32
White	302.632.45

# Interior organizers

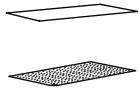
Overall size: Width×Depth×Height.



<b>KOMPLEMENT shoe shelf.</b>	
50×35 cm (19½×13¾")	
Dark gray	002.572.55
White	602.572.57
75×35 cm (29½×13¾")	
Dark gray	202.572.59
White	802.572.61
100×35 cm (39¼×13¾")	
Dark gray	902.572.51
White	502.572.53



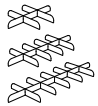
<b>KOMPLEMENT pull-out shoe shelf.</b>	
50×58 cm (19½×22¾")	
Dark gray	702.574.69
White	802.574.64
75×58 cm (29½×22¾")	
Dark gray	302.574.71
White	302.574.66
100×58 cm (39¼×22¾")	
Dark gray	102.574.67
White	002.574.63



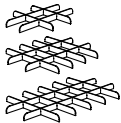
<b>KOMPLEMENT drawer mat 90×53 cm (35¾×20¾")</b>	
Easy to cut to the desired size; non-slip backing.	
Light gray	304.055.65
Light gray patterned	504.653.89



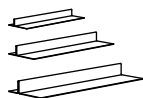
<b>KOMPLEMENT drawer mat 90×30 cm (35¾×11¾")</b>	
Easy to cut to the desired size; non-slip backing.	
Light gray	304.339.93



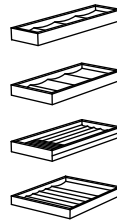
<b>KOMPLEMENT divider for pull-out tray.</b>	
Felt, light gray.	
50×35cm (19½×13¾")	
	504.675.62
75×35cm (29½×13¾")	
	804.675.65
100×35cm (39¼×13¾")	
	104.675.59



50×58cm (19½×22¾")		204.667.95
75×58cm (29½×22¾")		804.667.97
100×58cm (39¼×22¾")		704.667.93



<b>KOMPLEMENT shoe insert for pull-out tray.</b>		
Light gray.		
50×35cm (19½×13¾")		504.465.60
75×35cm (29½×13¾")		904.465.63
100×35cm (39¼×13¾")		104.465.57



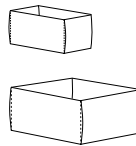
## **KOMPLEMENT insert for pull-out tray, light gray.**

**To fit KOMPLEMENT pull-out tray 50×58 cm (19½×22¾")**  
you will need:  
1 KOMPLEMENT insert 40×53 cm (15¾×20¾").

**To fit KOMPLEMENT pull-out tray 75×58 cm (29½×22¾")**  
you will need:  
1 KOMPLEMENT insert 25×53 cm (9¾×20¾") and 1  
KOMPLEMENT insert 40×53 cm (15¾×20¾").

**To fit KOMPLEMENT pull out tray 100×58 cm (39¼×22¾")**  
you will need:  
2 KOMPLEMENT inserts 25×53 cm (9¾×20¾") and 1  
KOMPLEMENT insert 40×53 cm (15¾×20¾").

15×53 cm (5¾×20¾") with 4 compartments	704.040.26
25×53 cm (9¾×20¾") for jewelry	304.040.28
25×53 cm (9¾×20¾") with 4 compartments	504.040.32
40×53 cm (15¾×20¾") with compartments	504.040.27



## **KOMPLEMENT box, light gray**

15×26.5×12 cm (6×10½×4¾")	104.040.53
25×27×12 cm (9¾×10¾×4¾")	404.057.77

# Interior accessories

Overall size: Width×Depth×Height.

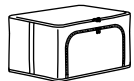
## Fits 35 cm deep frames



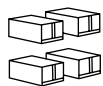
**HEMMAFIXARE shoe box**, 2-pack, 23×34×19 cm (9×13×7").  
White/gray 405.039.14



**HEMMAFIXARE storage case**, 34×51×19 cm (13½×20×7½").  
White/gray 905.039.21



**HEMMAFIXARE storage case**, 34×51×28 cm (13½×20×11").  
White/gray 905.039.16



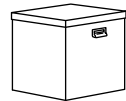
**SKUBB shoe box**, 22×34×16 cm (8¾×13½×6¼"), 4-p.  
White 901.863.91  
Dark gray 804.000.04



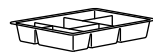
**SKUBB box**, set of 6.  
White 004.285.49  
Dark gray 403.999.98



**TJOG storage box with lid**, dark gray.  
25×36×15 cm (9¾×14¼×6") 404.776.65  
32×31×30 cm (12½×12¼×11¾") 204.776.71



**KOMPLEMENT multi-use hanger**, white.  
32×72 cm (12½×28¼") 603.872.11



**RAGGISAR tray**, dark gray.  
30×40 cm (15¾×11¾") 103.480.19



**BUMERANG hanger**, 8-pack.  
Natural 302.385.43  
White 702.385.41  
Black 202.385.34

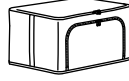
## Fits 58 cm deep frames



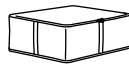
**HEMMAFIXARE shoe box**, 2-pack, 23×34×19 cm (9×13×7").  
White/gray 405.039.14



**HEMMAFIXARE storage case**, 34×51×19 cm (13½×20×7½").  
White/gray 905.039.21



**HEMMAFIXARE storage case**, 34×51×28 cm (13½×20×11").  
White/gray 905.039.16



**HEMMAFIXARE storage case**, 44×51×19 cm (17¼×20×7½").  
White/gray 205.039.10



**HEMMAFIXARE storage case**, 69×51×19 cm (27¼×20×7½").  
White/gray 705.039.17



**SKUBB shoe box**, 22×34×16 cm (8¾×13½×6¼"), 4-p.  
White 901.863.91  
Dark gray 804.000.04



**SKUBB box**, set of 6.  
White 004.285.49  
Dark gray 403.999.98



**TJOG storage box with lid**, 35×56×30 cm (13¾×22×11¾").  
Dark gray 804.776.68



**KUGGIS box**, 37×54×21 cm (14½×21¼×8¼").  
White 105.685.20



**KUGGIS lid**, 37×54 cm (14½×21¼").  
White 305.685.19



**KOMPLEMENT multi-use hanger**, white.  
32×72 cm (12½×28¼") 603.872.11



**RAGGISAR tray**, dark gray.  
30×40 cm (15¾×11¾") 103.480.19



**BUMERANG hanger**, 8-pack.  
Natural 302.385.43  
White 702.385.41  
Black 202.385.34


# Integrated lighting

Now you don't need to worry about getting bright light in your eyes or it waking up your partner when you look for clothes. Instead, you start the day when you open your wardrobe and the soft light from our LED lighting strips turns on. Or choose cabinet lighting placed on top of the wardrobe to help you see

what's on the top shelf. Cabinet lighting also provides a nice and cozy atmosphere in the entire room when the wardrobe doors are closed. You can even connect to IKEA Smart lighting using the TRÅDFRI gateway.

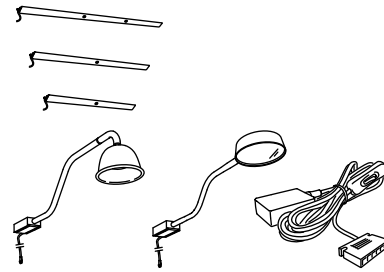
## Basic parts

### For battery-operated function



KÖLVATTEN LED light strips, battery-operated  
LADDA batteries

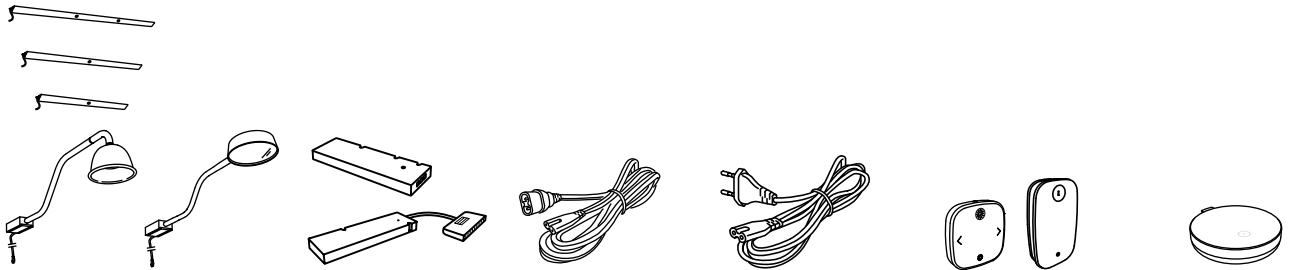
### For on/off function



ÖVERSIDAN wardrobe lighting or YTBERG, TVÅRDRAG cabinet lighting

ANSLUTA or TRÅDFRI LED driver for basic ON/OFF function

## Smart solution



ÖVERSIDAN wardrobe lighting or YTBERG, TVÅRDRAG cabinet lighting

TRÅDFRI LED driver for dimming and Smart function

FÖRNIMMA connection cord

FÖRNIMMA power supply cord

STYRBAR or RODRET wireless dimmer/power switch for more lights function

DIRIGERA hub

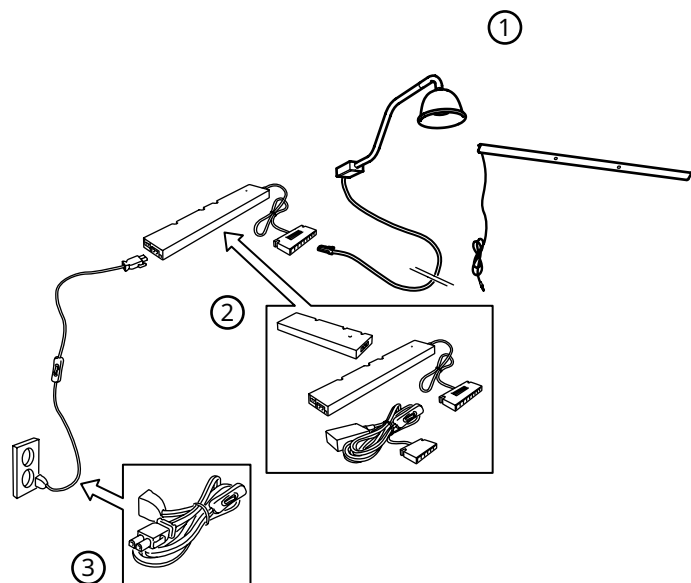
See All parts list for more information about each product.

# How to choose a driver

Choose the TRÅDFRI LED driver for wireless control or the ANSLUTA LED driver, based on how many units you want to connect, and whether you want to have a dimming/smart function or not. Choose the ANSLUTA driver for basic on/off function – you can connect up to 6 different lighting units to the driver, as long as the total wattage does not exceed the

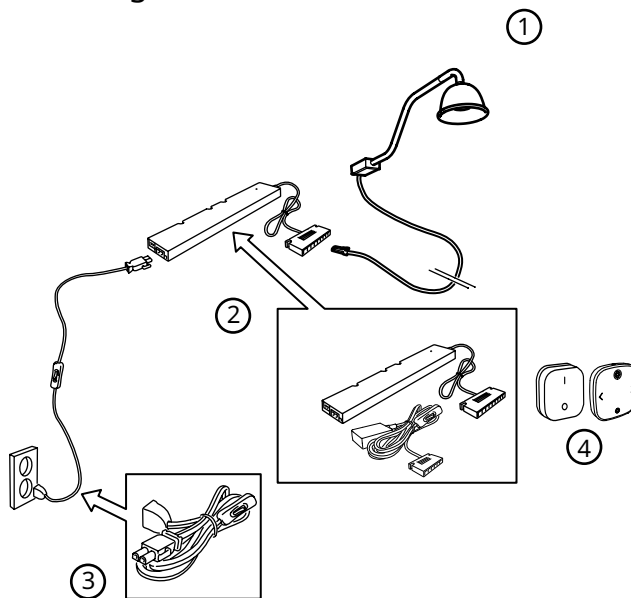
19 W limit. Choose a TRÅDFRI driver for a dimming/smart function – you can add up to 3 different lighting units to the 10W driver, and up to 9 different lighting units to the 30W driver. The lighting units should not exceed the 10W or 30W limits of the TRÅDFRI LED drivers. The driver(s) can be mounted and hidden inside your wardrobe.

## On/off function



1. Lighting unit(s)
2. TRÅDFRI or ANSLUTA LED driver(s) - choose based on the total watts of your lighting units (separate drivers for exterior and interior lighting).
3. ANSLUTA power supply cord.

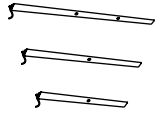
## Dimming function



1. Lighting unit(s)
2. TRÅDFRI LED driver(s) - choose based on the total watts of your lighting units (separate drivers for exterior and interior lighting).
3. ANSLUTA power supply cord.
4. RODRET wireless dimmer/power switch (for dimming, on/off function only) OR STYRBAR remote for wireless control (for dimming or smart control with DIRIGERA hub).

# Integrated lighting - all parts

Dark wardrobes do not make for a quick choice of clothing in the morning. Our integrated wardrobe lighting can help you see what you have (or don't have!) to wear. The LED lights in our ÖVERSIDAN series are designed to fit perfectly in our PAX wardrobes. They don't emit much heat, so they're ideal for narrow spaces. Simply open the door, and they're on!



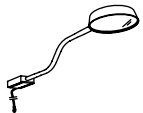
**ÖVERSIDAN LED wardrobe lighting strip with sensor.** To be completed with TRÅDFRI LED driver and ANSLUTA power supply cord, sold separately. Dimmable with TRÅDFRI wireless dimmer and DIRIGERA hub, sold separately. LED light source is built-in and has a lifetime of approximately 25,000 hours.

<b>46 cm (18")</b>	
Gray-beige	505.894.22
White	305.892.77
Dark gray	205.891.07
<b>71 cm (28")</b>	
Gray-beige	805.894.73
White	805.894.92
Dark gray	205.895.17
<b>96 cm (38")</b>	
Gray-beige	805.894.43
White	505.895.54
Dark gray	705.895.67



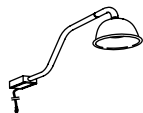
**KÖLVATTEN LED light strip, battery-operated.** White. Easy to place anywhere as it is battery operated and does not need to be connected to a power supply. The light switches on and off automatically when you open or close the door. Recharge the batteries with a USB-C cable and USB charger, sold separately. Required AA batteries are sold separately; 2 pcs for 12", 3 pcs for 20" and 4 pcs for 28" light strip. IKEA recommends LADDA rechargeable batteries.

30 cm (12")	705.653.40
50 cm (20")	305.719.51
70 cm (28")	505.719.88



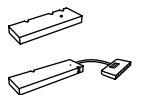
**YTBORG LED cabinet lighting.** To be completed with a TRÅDFRI LED driver for wireless control and ANSLUTA power supply cord, sold separately. Provides a focused light that is good for lighting smaller areas. Built-in LED lightsource lifetime approx. 25,000 hours. 150 lumen, L36xW6.8xH2 cm (14x3x1"). 2 watt. Cord length: 3.5m (11'6").

Black	105.278.98
White	505.168.31



**TVÅRDRAG LED cabinet lighting.** To be completed with a TRÅDFRI LED driver for wireless control and ANSLUTA power supply cord, sold separately. Provides a focused light that is good for lighting smaller areas. LED lifetime approx. 25,000 hours. 130 lumen. L36xW7xH10 cm (14x3x4"). 2 watt. Cord length: 3.5m (11'6").

Black	405.168.41
-------	------------



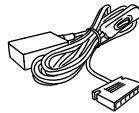
**TRÅDFRI LED driver for wireless control.** Gray. To be completed with ANSLUTA power supply cord, sold separately. Can be used with STYRBAR remote control or TRÅDFRI wireless dimmer and DIRIGERA hub. You can connect up to 10 TRÅDFRI LED drivers in one installation using the intermediate connection cord in between.

10W	103.561.89
30W	603.426.61



**ANSLUTA power supply cord.** Main power supply cord for 1 or up to 10 connected lights or TRÅDFRI LED drivers; press the cord switch to turn them all on or off simultaneously. L11'6" (3.5 m).

3.5 m (11'6")	301.214.11
---------------	------------



**ANSLUTA LED driver with cord, 19W.** ANSLUTA driver for on/off function only. Connect up to 6 lighting units, with a max. total wattage up to 19W.

White	904.058.45
-------	------------



**ANSLUTA intermediate connection cord.** Can be used as a connection between up to 10 TRÅDFRI LED drivers with one single connection to the ANSLUTA power supply cord.

2 m (79")	601.199.25
-----------	------------



**RODRET wireless dimmer/power switch.** Use the wireless dimmer to dim, turn on/off up to 10 IKEA smart lighting products - all will behave in the same way. Batteries sold separately; 1 pc AAA required.

White	805.598.00
-------	------------



**STYRBAR remote control.** You can dim your lighting wirelessly and easily adapt the lighting based on activity. Use the wireless remote control to dim, turn on/off and step by step change the light spectrum from warm to cold light (if applicable), with up to 10 IKEA smart lighting products - all will behave in the same way. The STYRBAR remote can also be connected to the DIRIGERA hub. Requires 2 AAA batteries. Sold separately. Approved for IP44.

White	804.883.70
Stainless steel	504.636.15



**DIRIGERA hub.** With this hub and the Home smart app, you can control each light source individually, create different types of lighting settings - and control them by remote control or the Home smart app.

White	505.034.14
-------	------------



**LADDA rechargeable battery.** Reduce waste and save money by recharging your batteries. Charging and re-using batteries is a good choice for the environment and practical too since you always have batteries at hand when you need them.

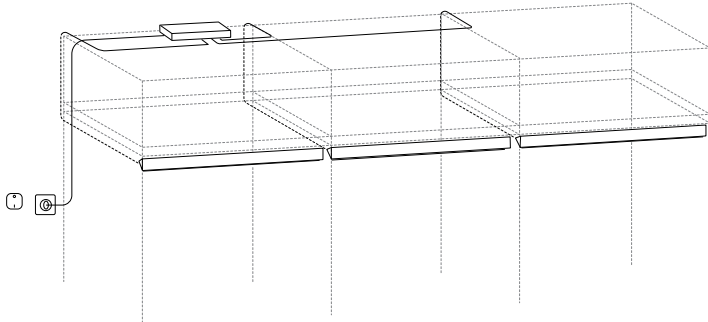
750 mAh, AAA	905.098.19
1900 mAh, AA	005.098.14
2450 mAh, AA	505.046.92

**Note:** These lights contain built-in LED lamps. The light source can not be changed in the lights.

# How to build integrated lighting

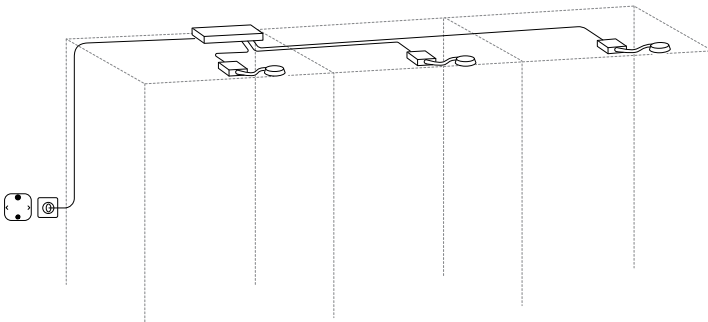
## ÖVERSIDAN lighting strips

ÖVERSIDAN interior lighting connects to an LED driver and power supply cord. Use the TRÅDFRI LED driver if you want to use the smart lighting remote with your ÖVERSIDAN, for example, if you are using your PAX wardrobe as an open storage solution without doors.



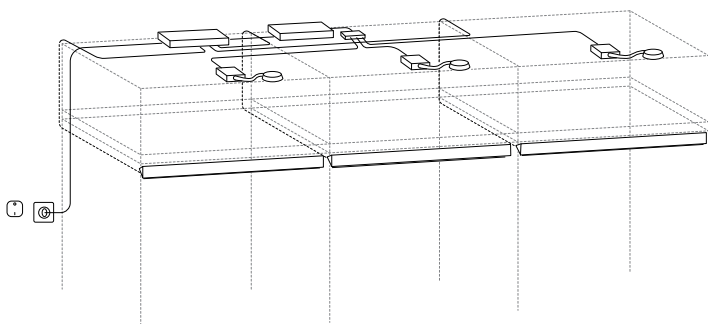
## Cabinet lighting

The cabinet lighting connects to an LED driver and power supply cord. Use the TRÅDFRI LED driver if you want to use the smart lighting remote to turn on/off or dim the lights, and so you can connect to the DIRIGERA hub if you want to control them together with other lights in your room.



## ÖVERSIDAN and cabinet lighting with smart lighting remote

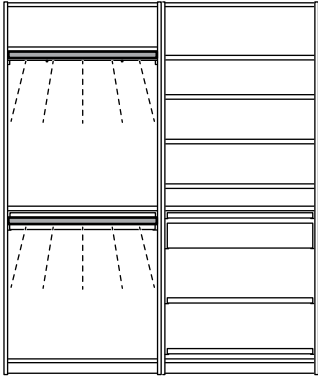
ÖVERSIDAN interior lighting, and the cabinet lighting on top of the PAX frames, each need an LED driver so that they can function separately. The ÖVERSIDAN lights switch on and off automatically when you open or close the PAX doors, and the cabinet lights can be turned on/off or dimmed with a smart lighting remote.



# Integrated lighting solutions – combination examples

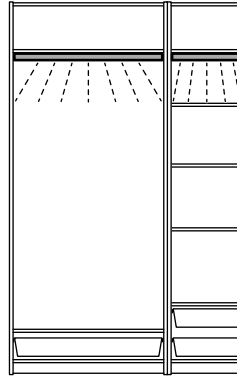
Here you can find some integrated lighting solutions for the PAX wardrobe. In these solutions we placed the ÖVERSIDAN lighting strips to help you to find everything you are looking for in your

beautiful new wardrobe. Remember that you can personalize your lighting solution based on your personal needs.



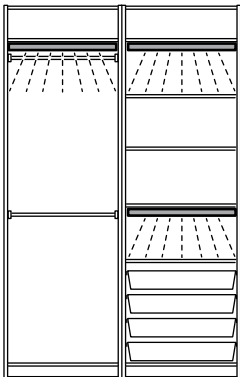
**PAX combination**, total size: W200×H236 cm (78¾×92⅞").  
Complete the combination with

ÖVERSIDAN LED wardrobe lighting strip with sensor, 96 cm, dimmable	2 pcs
TRÅDFRI driver for wireless control, 10W	1 pc
ANSLUTA power supply cord, 3.5 m (11'6")	1 pc



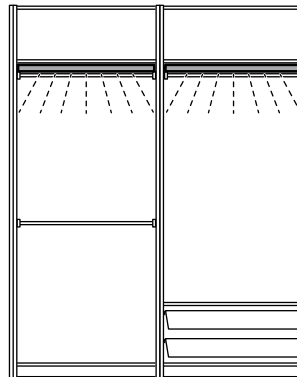
**PAX combination**, total size: W150×H236 cm (59×92⅞").  
Complete the combination with

ÖVERSIDAN LED wardrobe light strip with sensor, 46 cm, dimmable	1 pc
ÖVERSIDAN LED wardrobe light strip with sensor, 96 cm, dimmable	1 pc
TRÅDFRI driver for wireless control, 10W	1 pc
ANSLUTA power supply cord, 3.5 m (11'6")	1 pc



**PAX combination**, total size: W150×H236 cm (59×92⅞").  
Complete the combination with

ÖVERSIDAN LED wardrobe strip with sensor, 71 cm, dimmable	3 pcs
TRÅDFRI driver for wireless control, 30W	1 pc
ANSLUTA power supply cord, 3.5 m (11'6")	1 pc

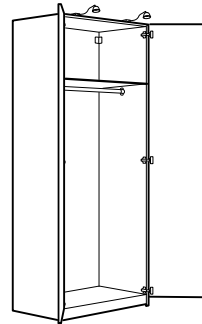
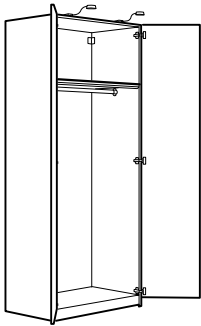


**PAX combination**, total size: W200×H236 cm (78¾×92⅞").  
Complete the combination with

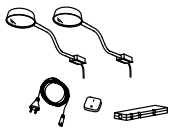
ÖVERSIDAN LED wardrobe strip with sensor, 96 cm, dimmable	2 pcs
TRÅDFRI driver for wireless control, 10W	1 pc
ANSLUTA power supply cord, 3.5 m (11'6")	1 pc

# Over the cabinet lighting

TVÄRDRAG and YTBERG are a cabinet's best friend – they light things up, and spread a soft light that creates a cozy atmosphere in the room. They also provide a focused light that is good for lighting smaller areas. Use them on top of a wardrobe in the bedroom, or together with storage in the living room, kitchen or hallway.

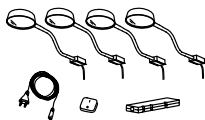


## YTBERG combination.



### YTBERG/TRÅDFRI/RODRET lighting kit.

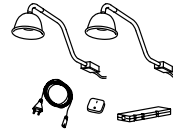
Black	095.616.14
White	595.616.83



### YTBERG/TRÅDFRI/RODRET lighting kit.

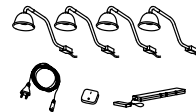
Black	795.617.38
White	595.617.77

## TVÄRDRAG combination



### TVÄRDRAG/TRÅDFRI/RODRET lighting kit.

Black	795.614.13
-------	------------



### TVÄRDRAG/TRÅDFRI/RODRET lighting kit.

Black	395.615.04
-------	------------

# Services

We offer a range of services to help you with everything from putting it together to getting it home. Of course, the more you do it yourself, the lower the price will be. And the more we do for you, the more you can sit back and relax!



## Delivery service

Can't take your furniture with you? We'll bring it to your home or workplace.



## Click and Collect

Your online purchases can be ready for pick-up on a day that's convenient for you. Have access to all items available to purchase online at IKEA.ca. It's easy:

1. Buy your items online
2. Pre-select a date to collect your order
3. Pick-up your purchase at an IKEA store near you.



## Assembly service

Sometimes it's nice to have someone else to put your furniture together. We're happy to do it for you.

Talk to a co-worker or visit [IKEA.ca/services](https://www.ikea.ca/services) for further details and pricing.

