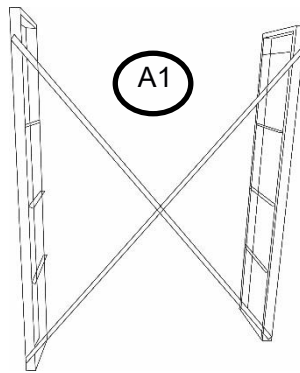
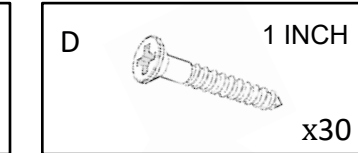
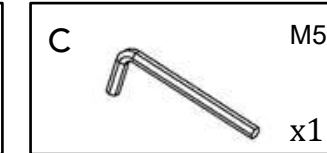
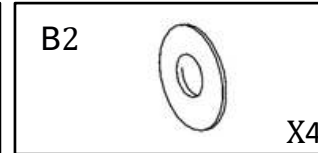
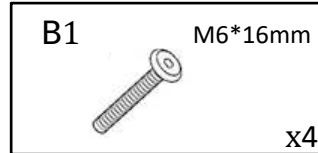
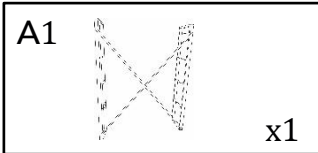


# AUFBAUANLEITUNG | ASSEMBLY INSTRUCTION

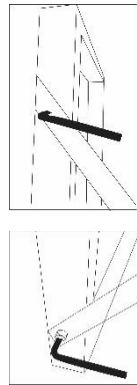
## BAUTEILE | CONSTRUCTION PARTS

Artikelnr.: 43616

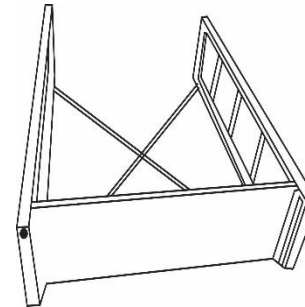
Hersteller | Manufacturer: Invicta Interior GmbH & Co KG - Kirchenweg 8, 24568 Nützen - info@invicta-interior.com - Tel.: 04101 - 80 40 615



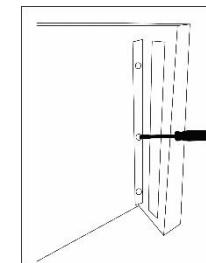
**STEP-01**



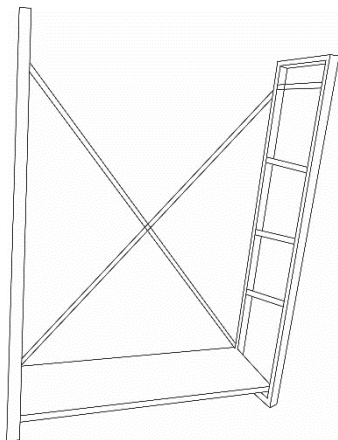
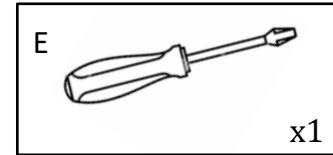
**A1 + B1 + B2 + C**



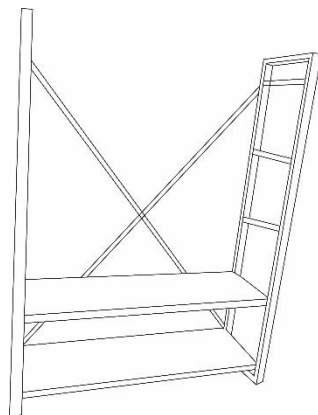
**STEP-02**



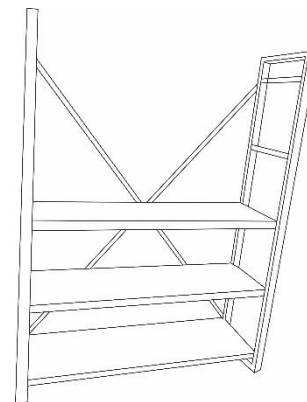
**A1 + A2 + D + E**



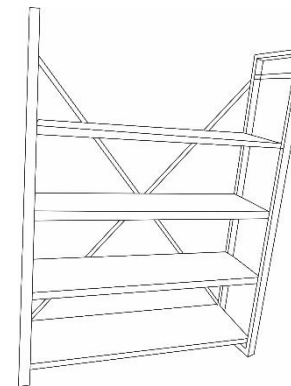
**STEP-03**



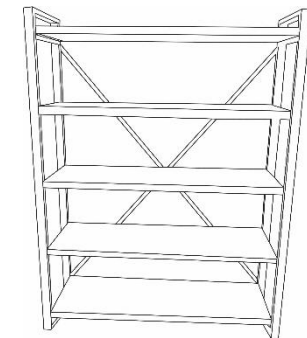
**STEP-04**



**STEP-05**



**STEP-06**



**FINAL**

Bei Rückfragen zu diesem Artikel wenden Sie sich bitte direkt an Ihren Händler. | If you have any questions about this article, please contact your dealer.

SEITE

1/1