

HALCYON

• BLUE OVERDRIVE •

OWNER'S MANUAL



www.origineffects.com

ORIGIN EFFECTS is a trademark of Origin Effects Limited and is a registered trademark in the United States, United Kingdom, China and the EU.

The ORIGIN EFFECTS Totem Device is a trade mark of Origin Effects Limited and is a registered trademark in the United States, China and United Kingdom.

HALCYON is a trademark of Origin Effects Limited and is a registered trademark in the United States.

MARSHALL® and BLUESBREAKER® are registered trademarks of Marshall Amplification Plc. Origin Effects has no affiliation with Marshall Amplification Plc.

All other product names and trademarks are the property of their respective owners and are hereby acknowledged.

No part of this publication may be reproduced in any form or by any means, whether mechanical or electronic, without the written permission of Origin Effects Limited.

Origin Effects Limited reserves the right to change the features and specifications described herein without notice or obligation. Origin Effects Limited cannot be held responsible for any loss or damage arising directly or indirectly from any error or omission in this manual.

© Origin Effects Limited 2024

Origin Effects LTD
Unit 4, Top Angel, Buckingham
Buckinghamshire, MK18 1TH
United Kingdom



Contents

Safety Notices	4
Safety Instructions	5
Introducing the Halcyon Blue Overdrive.	6
Connecting the Halcyon Blue Overdrive	7
Controls	7-8
Sample Settings.	9
Appendix A: Physical Specification	10
Appendix B: Performance Specification	10
Appendix C: Connector Pin Out.	10
Appendix D: Enviromental Information	11
Appendix E: Directives & regulations	11
Appendix F: Warranty	12

Safety Notices:

General Information:

This document contains important information for the safe operation of the product. Read and follow the safety instructions and all other guidance. Our products and documentation are subject to a process of continuous development. They are therefore subject to change. Please refer to the latest version of the documentation, which is available on our website <https://origineffects.com/manuals/>

Keep these instructions and heed all warnings. Do not use this apparatus near water. Clean only with a dry cloth. Do not install near any heat sources such as radiators, stoves or other apparatus (including amplifiers) that produce heat. Refer all servicing to qualified service personnel.



NOTICE!


Damage may be caused to the device should it be tampered with!

No user-serviceable parts inside. In the event of damage to the unit, service or repair must be done by qualified service personnel only.

Symbols and signal words:

In this section you will find an overview of the meaning of symbols and signal words that are used in this document.

Signal Word	Meaning
DANGER!	This combination of symbol and signal word indicates a dangerous situation that could result in serious injury or even death if it is not avoided.
WARNING!	This combination of symbol and signal word indicates a potentially dangerous situation that could result in serious injury or even death if it is not avoided.
NOTICE!	This combination of symbol and signal word indicates a potentially dangerous situation that could result in material and/or environmental damage if it is not avoided.

Warning Symbol	Meaning
	Warning - dangerous situation

Safety Instructions:

Intended use:

This device is intended for use as effects pedal for sound processing of signals from musical instruments with electromagnetic pickups. Any other use or use under other operating conditions is considered to be improper and may result in personal injury or property damage. No liability will be assumed for damages resulting from improper use.

Safety:



DANGER!

Risk of injury and choking hazard for children!

Children can suffocate on packaging material and small parts. Never allow children to play with packaging material or the device. Always store packaging material out of the reach of babies and small children. Always dispose of packaging material properly when it is not in use. Never allow children to use the device without supervision. Keep small parts away from children and make sure that the device does not shed any small parts (such as knobs, rubber feet) that children could play with.



WARNING!

Possible hearing damage due to high volumes on speakers, headphones, bass & guitar amplifiers!

With loudspeakers or headphones connected, the device can produce volume levels that may cause temporary or permanent hearing impairment. Over an extended period of time, even levels that seem to be uncritical can cause hearing damage. Do not operate the device permanently at a high volume level. Decrease the volume level immediately if you experience ringing in your ears or hearing impairment and seek medical advice.



NOTICE!

Damage to device if powered incorrectly!

This product is designed to be powered from a 9VDC, >200mA power supply with 2.1mm centre-negative barrel connector. Use of an incorrectly rated power supply could result in damage to the pedal and the power supply.



NOTICE!

Possible staining due from rubber feet!

The plasticiser used in the manufacture of the rubber feet on this product may react with floor coatings and result in permanent dark stains after some time. If necessary, use a suitable mat to prevent direct contact between the device's rubber feet and the floor.

Introducing the HALCYON BLUE OVERDRIVE

The Halcyon Blue Overdrive is inspired by the Marshall® Bluesbreaker® pedal and features our proprietary Adaptive Circuitry. With a broad midrange emphasis, and designed to provide an amp-like overdrive character into cleaner amp tones, the Halcyon Blue Overdrive delivers the thick, edge of breakup and overdriven tones that the Bluesbreaker® is famous for.


The Adaptive Circuitry in the Halcyon Blue Overdrive allows the pedal's boosted midrange to gradually fade away as the pedal cleans up, taking you back to a full-range clean tone as you roll back the volume knob or play more softly.

The Bluesbreaker® has been the starting point for many highly-regarded overdrive pedals and the Halcyon Blue Overdrive's MOD setting on the VOICE switch is our own take on the modded Bluesbreaker® concept. We've added different diode clipping characteristics, more gain and a warmer frequency response. Perfect for adding depth to single coil pickups or creating rich humbucker lead tones.

Key Features:

- Adaptive circuitry responds to volume changes and playing dynamics
- Based on the original Marshall® Bluesbreaker® pedal
- DRY level control for extra tweakability
- MOD setting enables a different drive character and frequency response
- Ultra-high input impedance
- High-quality buffered bypass
- Premium components throughout
- Designed and built in England

Connecting the HALCYON BLUE OVERDRIVE



9VDC: Connect a 9VDC 2.1mm centre-negative mains power adaptor (minimum 200mA).



NOTICE!

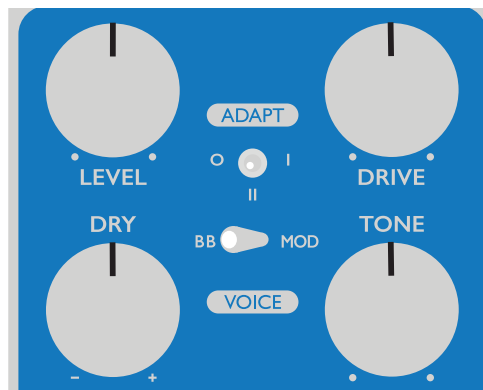
Damage to device if powered incorrectly!

This product is designed to be powered from a 9VDC, >200mA power supply with 2.1mm centre-negative barrel connector. Use of an incorrectly rated power supply could result in damage to the pedal and the power supply.

INSTR: Connect to your guitar.

AMP: Connect to your amp or modeller.

Controls



ADAPT SWITCH: This enables the Adaptive Circuitry, allowing the pedal's boosted midrange to gradually fade away as the pedal cleans up. This gives you classic Bluesbreaker[®] tone with your guitar cranked but reveals a full-range clean tone as you roll back the volume knob.

Position O: No adaptive behaviour, just like the original Bluesbreaker[®].

Position II: Full adaptive behaviour. As the pedal cleans up from playing dynamics or volume knob changes, the midrange emphasis is reduced and the rolled-off bass and treble frequencies are reintroduced. The effect will be more prominent with higher settings on the DRIVE knob.

Position I: Less adaptive than position II. This setting still responds well to dynamics and volume changes but maintains some bass and treble roll-off, perfect for keeping the low end tight and preventing feedback with high-gain tones.

Controls (continued)

TIP: To hear the ADAPT switch in action, select position II, play some licks, then roll down your guitar volume to a clean tone and select position O. You will hear a big difference between the adaptive and stock clean tones!

ADAPT SWITCH: This enables the Adaptive Circuitry, allowing the pedal's boosted midrange to gradually fade away as the pedal cleans up. This gives you classic Bluesbreaker® tone with your guitar cranked but reveals a full-range clean tone as you roll back the volume knob.

Position O: No adaptive behaviour, just like the original Bluesbreaker®.

Position II: Full adaptive behaviour. As the pedal cleans up from playing dynamics or volume knob changes, the midrange emphasis is reduced and the rolled-off bass and treble frequencies are reintroduced. The effect will be more prominent with higher settings on the DRIVE knob.

Position I: Less adaptive than position II. This setting still responds well to dynamics and volume changes but maintains some bass and treble roll-off, perfect for keeping the low end tight and preventing feedback with high-gain tones.

TIP: To hear the ADAPT switch in action, select position II, play some licks, then roll down your guitar volume to a clean tone and select position O. You will hear a big difference between the adaptive and stock clean tones!

VOICE SWITCH: This switch selects between either the classic Bluesbreaker® tone in the BB mode, or our own modded voicing. The MOD setting combines an altered diode clipping characteristic, with higher gain and a deeper, warmer frequency response.

DRIVE: Turn clockwise to increase the amount of overdrive. Lower settings should be used when boosting an amp on the edge of breakup. When used with ADAPT settings I and II, high DRIVE settings can sound more natural than a typical drive pedal and will work well with a completely clean amp.

LEVEL: Sets the output level from the pedal. Turn clockwise to push the input of your amp. Keep this control set lower when using higher DRIVE settings.

TONE: Turn counterclockwise to roll off more high end. Lower settings will result in a typical warm lead tone while higher settings will give a bright, cutting tone. With ADAPT settings I and II, the effect of the TONE control is reduced as the pedal cleans up, getting you back to a full-range clean tone.

DRY: The Bluesbreaker® is a classic soft clipping overdrive which retains some unaffected dry signal as clipping occurs. The DRY control adjusts the level of dry signal. In the noon position, the dry element is the same as in an original Bluesbreaker® pedal. Turn the control clockwise to increase the ratio of dry signal. This will help maintain dynamics, clarity and body, especially when used with a more overdriven amp. Turn fully counterclockwise to completely remove the dry signal. Great for use as a standalone overdrive into a clean amp, giving a harder-edged, fully compressed, overdriven tone. As this control is linked to the clipping characteristics of the pedal, its sonic effects will be more noticeable at higher DRIVE settings.

Sample Settings



BLUES BOOST

Bluesbreaker® tone with extra responsiveness. This low-gain drive tone gives a touch of grit and a lift in the midrange. ADAPT setting II lets you clean up to a full, bright clean tone from your guitar volume or playing dynamics.



MODDED LEAD

Our take on the modded Bluesbreaker® sound. This rich-yet-cutting lead tone works great with humbuckers into a clean amp. ADAPT setting I responds to dynamic playing but retains a little high-end roll-off and tightness in the lows.



CRUNCHY RHYTHM

A powerful, mid-gain '90s overdrive sound. This setting pairs well with a mildly overdriven amp. The combination of soft clipping, a high DRIVE setting and ADAPT II results in a natural and articulate rhythm or lead tone.



SMOOTH & WARM

One for the boutique overdrive fans. The VOICE switch's MOD mode adds extra warmth and a smoother clipping characteristic. Boosting the DRY control adds extra definition for pushing into a slightly overdriven amp. Great with neck humbuckers!

Appendix A: Physical Specification

Measurement	Unboxed	Boxed
Weight	500g (18oz)	570g (20oz)
Length	124mm (4.8")	135mm (5.3")
Depth	64mm (2.5")	90mm (3.5")
Height	58mm (2.3")	85mm (3.3")

Appendix B: Performance Specification

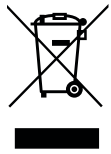
Measurement	Value
Input impedance	1M Ω
Output impedance	1k Ω
Current draw	200mA
Power supply requirements	9VDC 2.1mm centre negative connector

Appendix C: Connector Pin Out

Instrument & Amplifier 1/4"TS Sockets:

Pin	Description
Tip	Signal
Sleeve	Ground

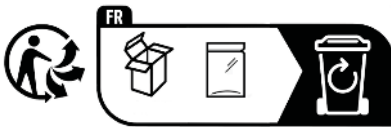
Appendix D: Environmental information



The crossed out wheeled bin symbol indicates this product is classified as Waste Electrical and Electronic Equipment (WEEE) in the European Union and should not be discarded with household waste. Other territories may vary. Contact your local authority or Origin Effects for more information.



The packing materials for this product are recyclable. Do not dispose of these materials with your normal household waste. Please refer to the symbols on the packaging for recycling information. Contact your local authority for further guidance on recycle in your region.



Les matériaux d'emballage sont recyclables.



Points de collecte sur www.quefairemesdechets.fr
Privilégiez la réparation ou le don de votre appareil !

Appendix E: Directives & regulations



This product complies with Electromagnetic Compatibility (EMC) directive 2014/30/EU.



Origin Effects Ltd has conformed where applicable to European Union's Directive 2011/65/EU on Restrictions of Hazardous Substances (RoHS) as well as the following sections of California law which refer to RoHS, namely sections 25214.10, 25214.10.2, and 58012, Health and Safety Code; Section 42475.2, Public Resources Code.



This equipment has been tested and found to comply with the limits for a Class B device, pursuant to part 15 of the FCC Rules. These limits are designed to provide reasonable protection against harmful interference in a residential installation. This equipment generates, uses and can radiate radio frequency energy and, if not installed and used in accordance with the instructions, may cause harmful interference to radio communications. However, there is no guarantee that interference will not occur in a particular installation. If this equipment does cause harmful interference to radio or television reception, which can be determined by turning the equipment off and on, the user is encouraged to try to correct the interference by one or more of the following measures:

- Reorient or relocate the receiving antenna.
- Increase the separation between the equipment and receiver.
- Connect the equipment into an outlet on a circuit different from that to which the receiver is connected.
- Consult the dealer or an experienced radio/TV technician for help.

Appendix F: Warranty

This product is covered by a 2-year manufacturer's warranty from the date of purchase. This applies only to original purchasers who have bought their product from an authorised Origin Effects dealer or directly from Origin Effects.

All returns or servicing should be arranged through the original dealer. Proof of original ownership may be required in the form of a purchase receipt.

For full warranty details visit www.origineffects.com/warranty.