



#### **Assembly**

First unpack all parts of the delivery and check them for any transport damage.

Damaged or missing parts can impair safety and function.

Do not proceed with the assembly and please contact us.

Before installation, remove the protective cap (if present) from the release pin of the gas spring.

This can be easily pulled off with two fingers.

Height adjustment parts for energy storage seating should only be replaced or repaired by trained personnel.





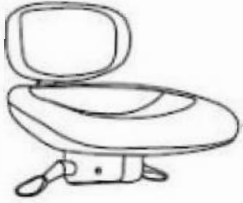


#### **Usage and safety instructions**

- Never leave children unattended with the packaging material. There is a risk of suffocation.
- Check the item for functionality and stability before using it for the first time.
- Only use the swivel chair for its intended purpose. The maximum user weight of the swivel chair can be found in the product information package.
- If your chair was delivered from the factory with carpet castors (non-rubberized tread), these are only suitable for use on carpeted floors.
- For hard floors, such as parquet, laminate or tiled floors, you need special Hard floor castors, which you can order from us as accessories.
- If your chair was delivered from the factory with multifunctional castors, these are suitable for both carpeted and hardwood floors.
- We also recommend using a floor protection mat.
- Suitable for use both at home and in the office.
- Place the office chair on a level, dry floor.
- The item is not climbing or play equipment! Make sure that people, in particular children, do not pull or lean on the item. The product can fall over.
- In case of improper use, such as using the chair as a climbing aid or leaning on the armrests when standing may lead to accidents.
- Do not modify the item without our consent. Modifications of the product may lead to personal injury and damage to property.
- We assume no responsibility for any damage to property or personal injury in the event of non-compliance with our assembly instructions for use

#### **Care and maintenance**

- Check all screw connections regularly and retighten them if necessary.
- Do not use the chair if screw connections are loose.
- The product may only be used if it is in perfect condition!
- We recommend cleaning your office chair regularly.

A		5
B		1
C		1
D		1
E		1

