



RaspberryPi

# Raspberry Pi Pico 2-Channel RS232 Module User Manual



## Raspberry Pi Pico Header Compatibility:

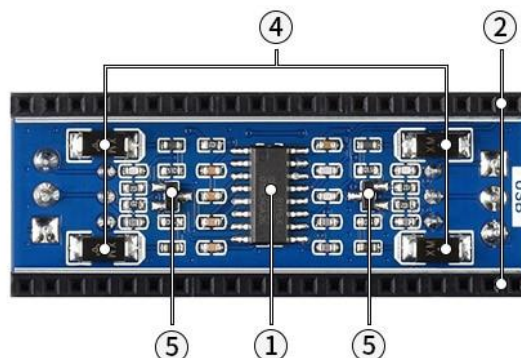

Onboard Female Pin Header for Direct Attaching To Raspberry Pi Pico



\* Please correctly connect the Module and Raspberry Pi Pico as the picture shown.



- Raspberry Pi Pico is not included

## What's on Board:



1. SP3232 RS232 transceiver
2. Raspberry Pi Pico header
3. RS232 bus interface  
2-channel RS232 (DB9 male connector is also available through adapter cable)
4. TVS diode
5. ESD diode
6. UART status indicators  
RXD0/TXD0: Channel 0 RX/TX indicators  
RXD1/TXD1: Channel 1 RX/TX indicators

**Pinout Definition:**

GP0	1		40	VBUS	
GP1	2		39	VSYS	
GND	3		38	GND	
GP2	4		37	3V3_EN	
GP3	5		36	3V3(OUT)	
GP4	6		35	ADC_VREF	
GP5	7		34	GP28	
GND	8		33	GND	
GP6	9		32	GP27	
GP7	10		31	GP26	
GP8	11		30	RUN	
GP9	12		29	GP22	
GND	13		28	GND	
GP10	14		27	GP21	
GP11	15		26	GP20	
GP12	16		25	GP19	
GP13	17		24	GP18	
GND	18		23	GND	
GP14	19		22	GP17	
GP15	20		21	GP16	