rēsistex

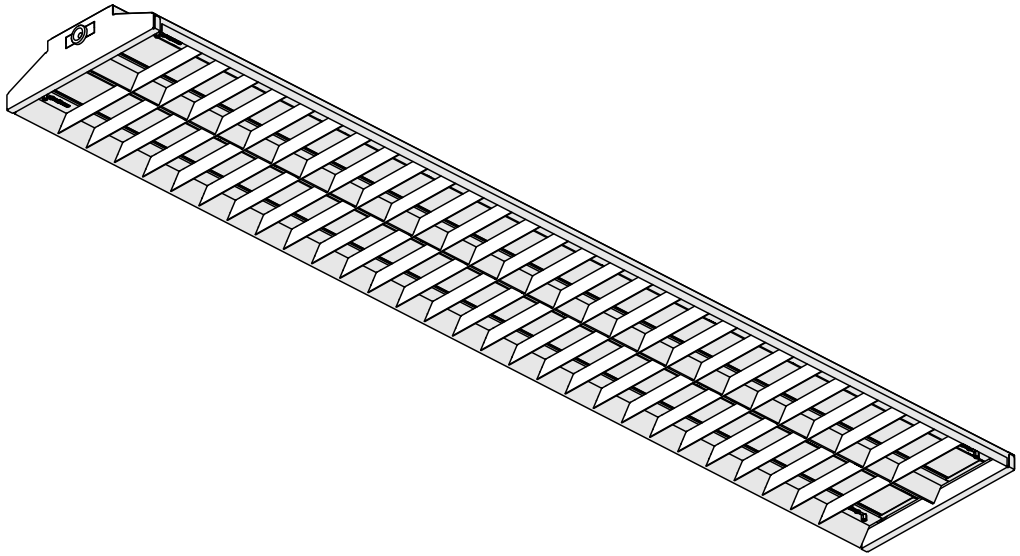

V2.1 - 02.23

Skore

FR Notice d'installation

Consignes de sécurité

-Ne travaillez jamais sur le luminaire lorsque celui-ci est sous tension.

-L'installation doit être réalisée par un installateur professionnel dans le respect des normes et des réglementations portant sur les installations électriques.

-Risque de décharges électrostatiques. (Norme ESD). Manipuler en prenant les précautions nécessaires.

-Veuillez respecter les indications et les étapes de montage.

Entretien

-Ne pas utiliser de produits chimiques ou abrasifs pour nettoyer le luminaire.

-Veuillez conserver ce manuel d'installation pour la dépose ou pour les travaux de maintenance ultérieurs. Vous pouvez consulter des informations complémentaires concernant les luminaires **RESISTEX** sur le site internet www.Resistex-sa.com .

RESISTEX ne saurait être tenu pour responsable de toute mauvaise utilisation du produit.

EN Installation Instructions

Safety notes

-Never work when voltage is present on the luminaire.

-The installation must be performed by a professional installer in compliance with the standards and regulations relating to electrical installations

-Risk of electrostatic discharges. (ESD Norm). Handle with precautions.

-Please observe the notes and steps described in the mounting instructions.

Maintenance instructions

-Do not use chemicals or abrasives products to clean the fixture.

-Keep these instructions for dismantling or future maintenance. You can consult additional information about **RESISTEX** luminaires on the website www.resistex-sa.com .

RESISTEX cannot be responsible for any misuse of the product.

RoHS NORME | CLASSE II | 20 IP | 10 IK | >80 IRC | 5 ANS GARANTIE | CE NORME | NORME

www.resistex-sa.com

RESISTEX EXPLOITATION, 11 Quai de la Banquière CS 80010, 06730 Saint-André-de-la-Roche – France

Tél. 04 93 276 276 - Fax 04 93 276 280 - contact@resistex-sa.com

APE 2740Z - Siret 487 593 477 00010 - SAS CAPITAL 649979 € - T.V.A. F.R. 73 487 593 477
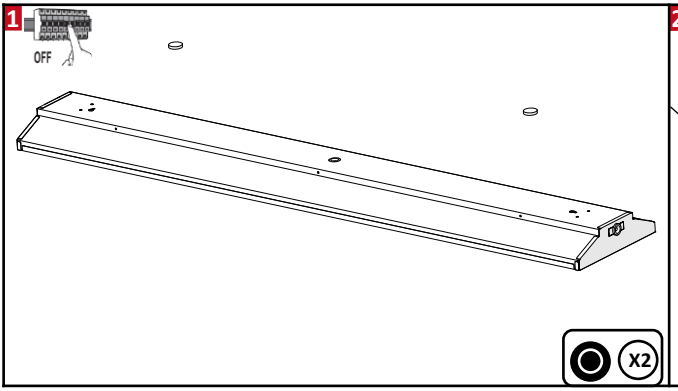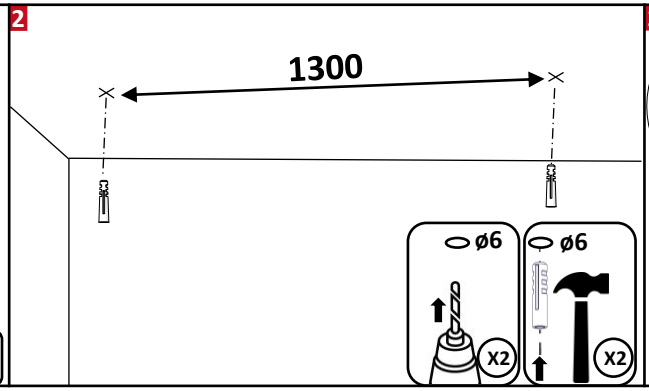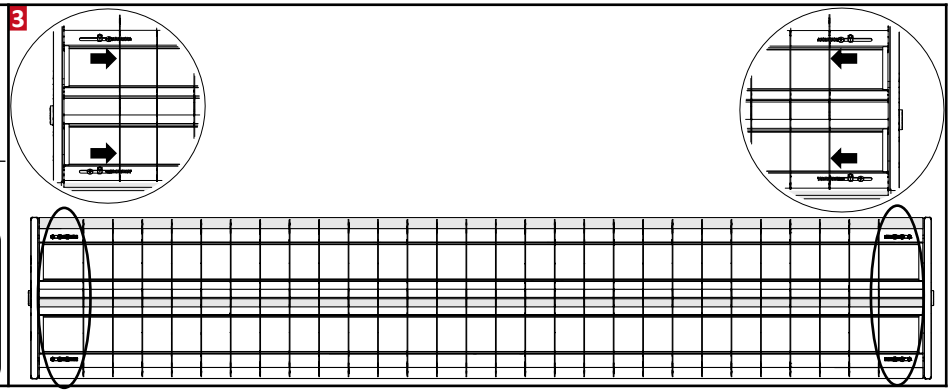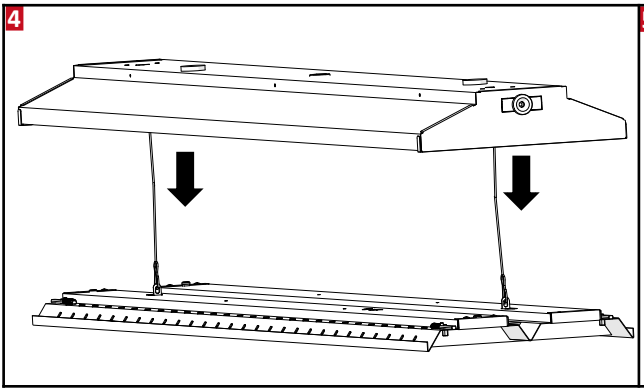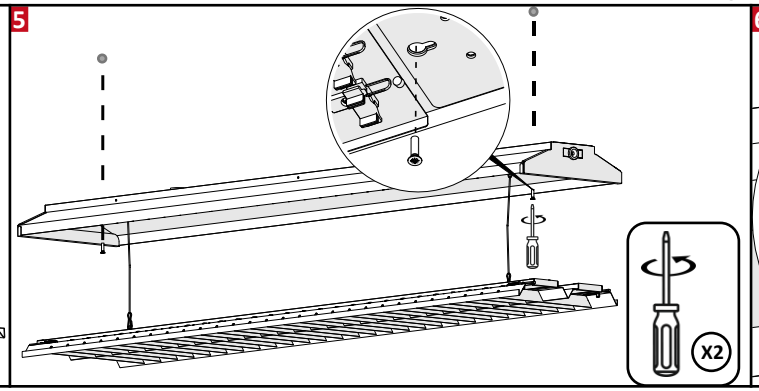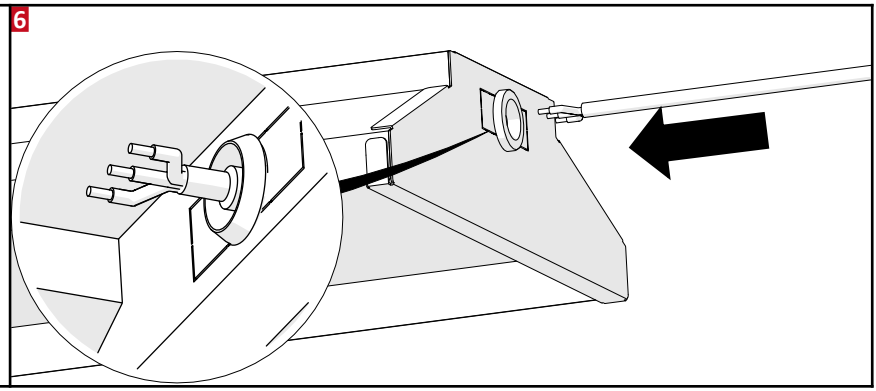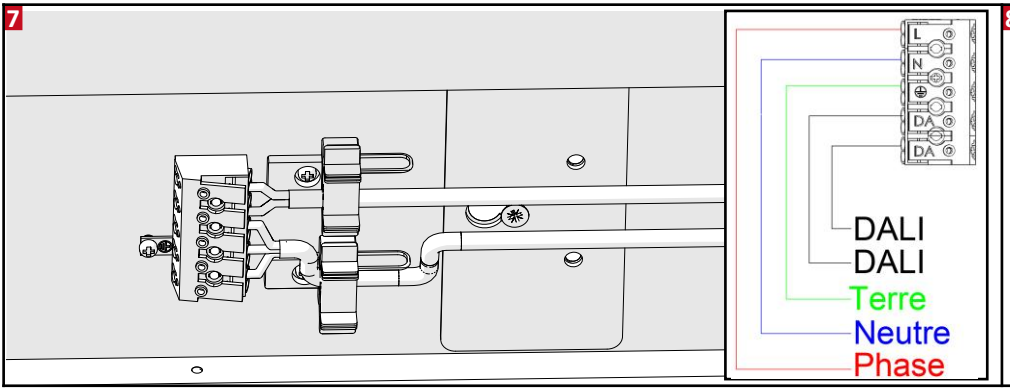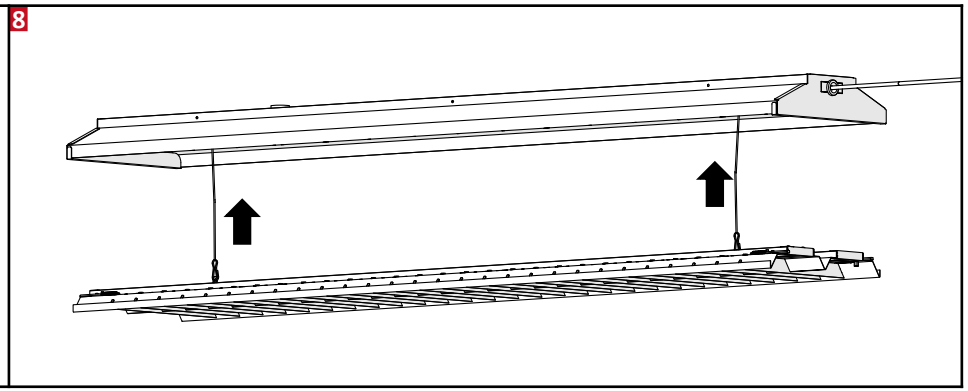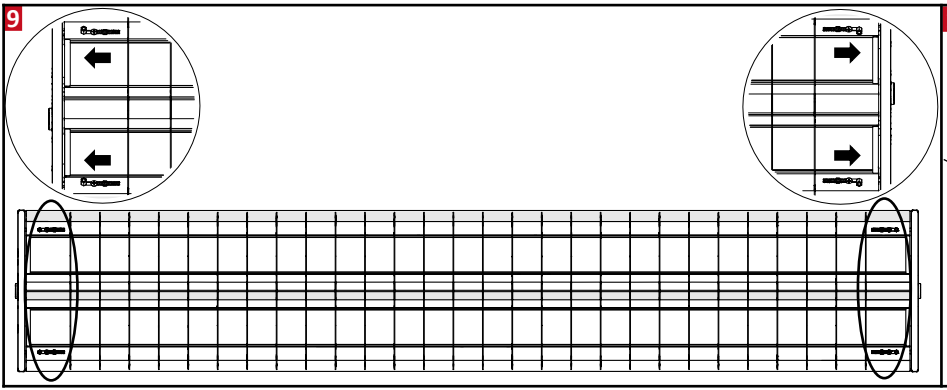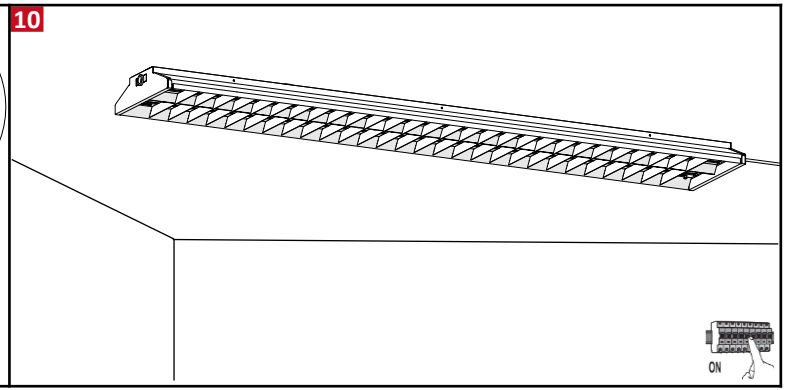
MONTAGE / INSTALLATION