

ROUGH COUNTRY

SUSPENSION SYSTEMS

Chevy/GMC 19-25 1500/2500/3500HD BA2 Running Board

Thank you for choosing Rough Country for all your vehicle needs.

Please read instructions before beginning installation. Check the kit hardware against the kit contents shown below. Be sure you have all needed parts and know where they go.

If question exist, please call us @1-800-222-7023. We will be happy to answer any questions concerning this product.

Check all fasteners for proper torque. Check to ensure for adequate clearance between all components.

Check and retighten wheels at 50 miles and again at 500 miles. Periodically check all hardware for tightness.

KIT CONTENTS:

2- Running Boards
8- Mount Brackets

TOOLS NEEDED:

13mm Socket/Wrench

HARDWARE INCLUDED:

8-Double Bolt Plates
16-8mm-1.25 Hex Bolts
16-8mm Lock Washers
32- 8mm Flat Washers
16-8mm-1.25 Nylon Lock Nuts



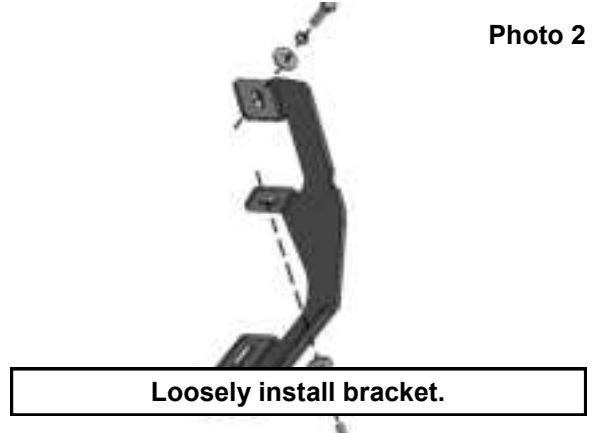

Torque Specs:

Size	Grade 5	Grade 8	Size	Class 8.8	Class 10.9
5/16"	15 ft/lbs	20ft/lbs	6MM	5ft/lbs	9ft/lbs
3/8"	30 ft/lbs	35ft/lbs	8MM	18ft/lbs	23ft/lbs
7/16"	45 ft/lbs	60ft/lbs	10MM	32ft/lbs	45ft/lbs
1/2"	65 ft/lbs	90ft/lbs	12MM	55ft/lbs	75ft/lbs
9/16"	95 ft/lbs	130ft/lbs	14MM	85ft/lbs	120ft/lbs
5/8"	135ft/lbs	175ft/lbs	16MM	130ft/lbs	165ft/lbs

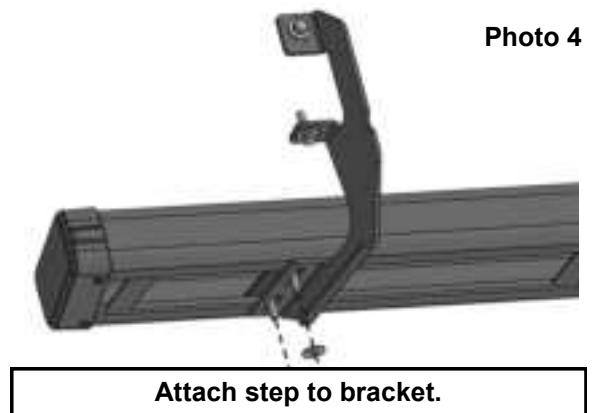



INSTALLATION INSTRUCTIONS

1. Beginning on the PASS side of vehicle, remove rubber plugs on mounting locations. Hold bracket up to determine proper mounting holes. **Note: Thread 8mm hex bolt through threaded inserts for paint removal if needed. See Photo 1.**
2. Loosely install mount bracket with (2 ea.) 8mm hex bolt, 8mm lock washer, and 8mm flat washers. **See Photo 2.**
3. Repeat steps 1 & 2 for remaining PASS side mount brackets.



4. Insert (3) double bolt plates in channel on bottom of steps. **See Photo 3.**
5. Slide studs of bolt plates through mount brackets. **IMPORTANT: Do not slide step on bracket, as this could damage finish on step. See Photo 4.**
6. Install (2 ea.) 8mm flat washer, and 8mm nylock nut on each mount bracket. **See Photo 4.**
7. Adjust running board and tighten all hardware at this time.



By purchasing any item sold by Rough Country, LLC, the buyer expressly warrants that he/she is in compliance with all applicable, State, and Local laws and regulations regarding the purchase, ownership, and use of the item. It shall be the buyers responsibility to comply with all Federal, State and Local laws governing the sales of any items listed, illustrated or sold. The buyer expressly agrees to indemnify and hold harmless Rough Country, LLC for all claims resulting directly or indirectly from the purchase, ownership, or use of the items.

