

# Disclaimer & Safety Guidelines

v1.0



# 1601PRO



# 1 Safety at a Glance



The product is NOT suitable for people under the age of 14.

## 1.1 Glossary

- The following terms are used throughout the product literature to indicate various levels of potential harm when operating this product:



Recommend



Warning



Hints & Tips



Reference

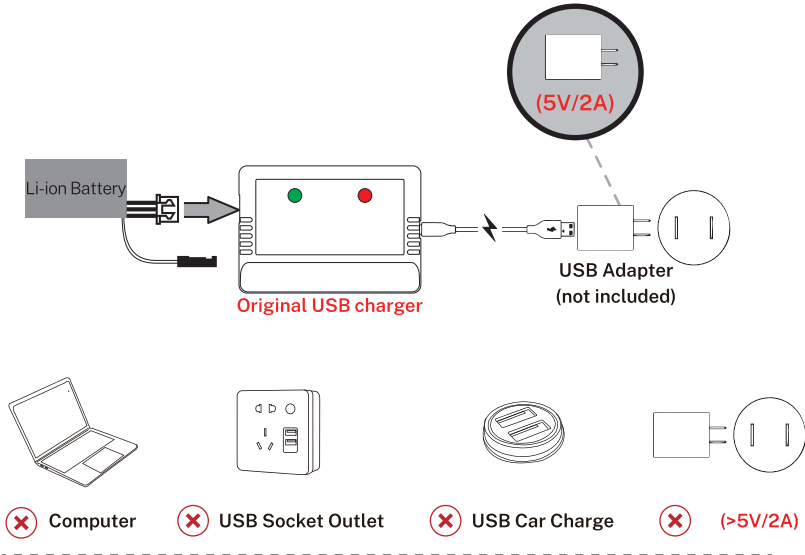
## 1.2 Disclaimer and Warning

- Please read this Disclaimer and Warning and Safety Guidelines carefully before using our product.
- This product is not recommended for people under the age of 14.
- By using this product, you hereby agree to this disclaimer and signify that you have read it fully. You agree that you are responsible for your own conduct and any damaged caused while using this product, and its consequences.
- You agree to use this product only for purposes that are proper and in accordance with local regulations, terms and all applicable polices and guidelines Ruko may make available.
- When using this product, please be sure to strictly abide by the specification requirements and safety guidelines stated in this document.
- Any personal injury property damage, legal disputes and all other adverse events caused by the violation of the safety instructions or due to any other factor, WILL NOT be Ruko's responsibility.

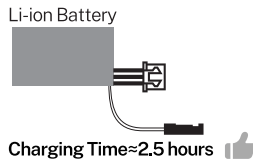
# 2 Battery Safety Guidance

## 2.1 Precautions for charging

- Use 5V / 2A adapter. Fast charging plugs over 5V / 2A are prohibited. (The product does not contain an adapter) .



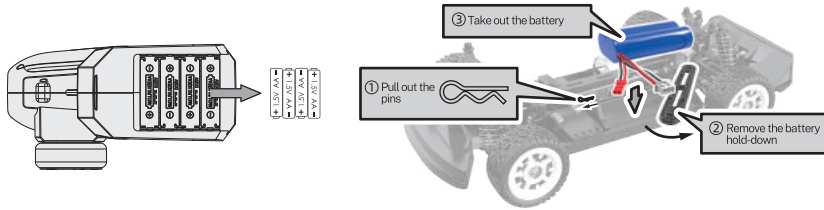
- It is forbidden to overcharge the battery, please remove charging cable in time after fully charged to avoid damage due to overcharge.



- DO NOT charge the battery immediately after playing as the temperature may be too high. Wait until it cools down to room temperature before charging again.



- When not in use, please take out the battery from the car.



## 2.2 Battery Safety and Maintenance Precautions

- It is strictly forbidden to use the battery to contact any liquid, DO NOT immerse the battery in water or wet it, DO NOT use the battery in rain or damp environment, the battery may decompose after contact with water, which may cause spontaneous combustion of the battery, even cause an explosion.
- If the product falls into the water accidentally, please remove the battery immediately and place it in a safe open area or a special explosion-proof box (be careful to keep away from flammable materials), stay away from the battery until the battery is completely dry, and DO NOT use it again.
- If the battery catches fire, please use solid fire extinguishing equipment such as sand or dry powder fire extinguisher to extinguish the fire.
- It is strictly forbidden to use leaking, damaged batteries, and to charge them, and do not use them when the smart battery emits peculiar smell, heat, deformation, discoloration, or any other abnormal phenomena.
- Please use the battery in a suitable environment. Excessive temperature will cause the battery to accumulate fire or even explode. Too low temperature will seriously damage the battery.
- It is strictly forbidden to use batteries that are not officially provided by Ruko. If you need to replace a new battery, please purchase it on Ruko's official website or designated channels. Ruko is not responsible for battery accidents and equipment failures caused by the use of batteries that are not officially provided by Ruko.
- It is forbidden to disassemble or pierce the battery with sharp objects in any way, otherwise, battery leakage will cause fire or even explosion.

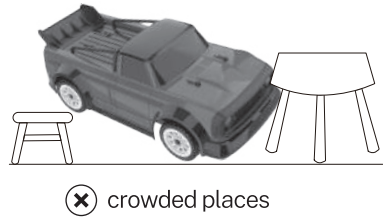
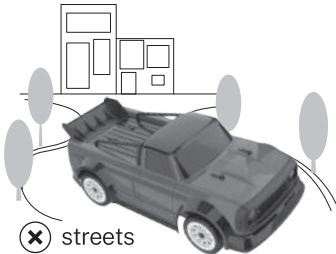
- It is forbidden to mechanically hit, crush or throw the battery, and do not place heavy objects on the battery or charging equipment. If the battery is dropped or hit by external force, it must not be used again.
- The electrolyte inside the battery is highly corrosive. If you accidentally contact your skin or eyes, please rinse with clean water for at least 15 minutes and seek medical attention immediately.
- DO NOT heat the battery.
- DO NOT put the battery in pockets, backpacks or drawers to prevent short circuits from contact with other objects. It is forbidden to use wires or other metal objects to short-circuit the positive and negative electrodes of the battery.
- If there is dirt on the battery interface, wipe it with a clean, dry cloth, otherwise it will cause poor battery contact, resulting in energy loss or charging failure.
- Different types of batteries or old and new batteries must not be mixed.
- DO NOT short circuit, disassemble or put the battery into fire.
- DO NOT put the battery in the remote control car when not in use.
- When installing or replacing the battery, please pay attention to the polarity of the battery.
- Before charging, please remove the battery from the car.
- Charge and discharge the battery once a month, store in a dry and cool environment. DO NOT store with full battery, keep 50-60% battery level.

### 3 Environment Guidelines

- Please use this product on a flat ground in an open area (> 14x14ft) with no pedestrians. Do not play on high, uneven, sand, grass, beds, sofas, carpets, etc. To use the drift function it is required to choose a flat and low friction ground to achieve a good performance.




- DO NOT operate in public streets or crowded places to avoid accidents.



### 4 Preparation before operation

- Always use the batteries with sufficient power on the cars and transmitter.
- Keep your fingers away from the throttle of transmitter before everything is set, so as to avoid accident.
- First turn on the car, then power on the transmitter.
- Place the car on a level ground, adjust the front wheels to center position with the transmitter, keep the car and transmitter facing the same direction.



Place the model on level ground, the same direction

## 5 Precautions for safety



- When installing or removing the car's fixing clips, you can use tools to remove it. Be careful not to get scratched.



- When installing or removing the car shell, be careful of the sharp shell and avoid scratches.



- The shell of the car can be damaged during use, and the damaged shell will be sharp. Please be careful not to scratch your hands.



- After we use the car, the engine emits heat, which is a normal phenomenon. But please be careful not to touch the motor and the heat sink to avoid getting burned.

## 6 Storage of the product

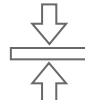
- Keep the product in a cool environment, avoid high temperature, exposure to the sun, water suction, pressing and descent from high altitude. Do not place the model in a high temperature, humid and direct sunlight environment.




✘ Liquid



✘ Sun Exposure



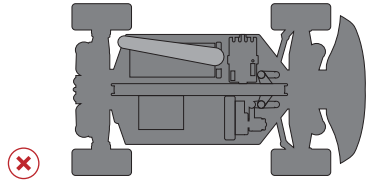
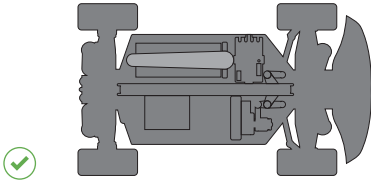
✘ Severely Squeezed



- Please store batteries, wires and small parts out of the reach of children and pets to avoid danger.

## 7 Problems you may encounter

- If the battery clip is not fasten, the battery will fall out.



- During operation, the wire is exposed and rubs against the ground and caused damage. Please put the wire in the shell of the car to avoid exposure.



## CONTACT US FOR MORE TECH SUPPORT

✉ [rukobrandstore@gmail.com](mailto:rukobrandstore@gmail.com)

☎ +1 (626)-215-4337 ( Available from 6 pm to 3pm PDT)

Printed in China.



***Ruko***<sup>®</sup>

[www.rukotoy.com](http://www.rukotoy.com)