

Go to the **My RYOBI** page on the **RYOBI** website:
<https://www.ryobi.co.nz/myryobi-login>

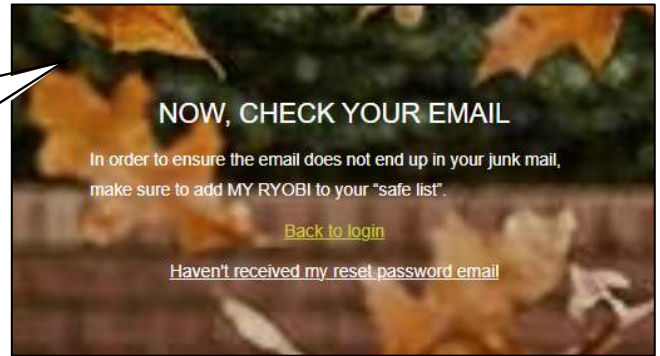
If you already have an account, enter your login details and press **Log In**. Skip to **Page 3**.

If you've forgotten your details, press '**Forgot your Password?**'

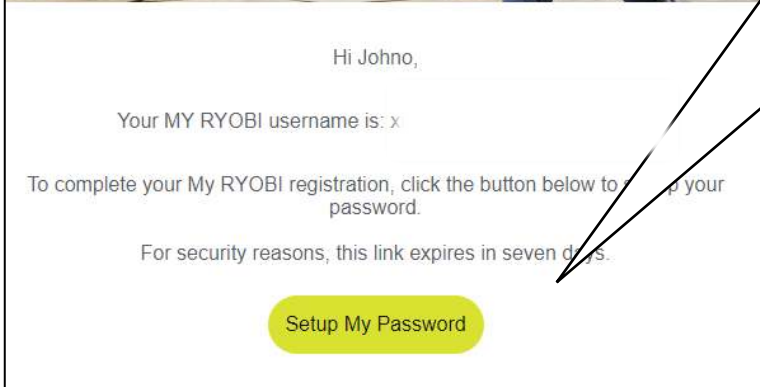
To sign up click '**Not a Member?**'

To create a new account, enter your information, agree to the terms, and press '**Sign Up**'.

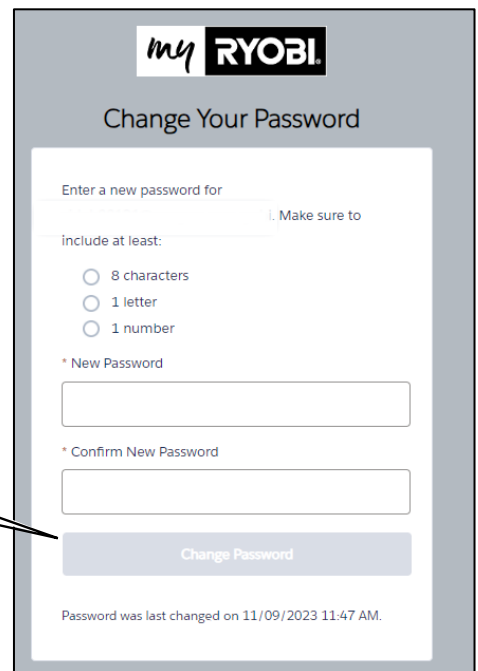
Check your Inbox for a welcome email from My RYOBI.



Set up a password to access My RYOBI by clicking on the 'Setup My Password' box



Enter your new password twice. Press 'Change Password'.



MY ACCOUNT

Welcome to My RYOBI

My RYOBI is your exclusive area to access RYOBI services like online registration of your favourite tools, get extended warranties and more.



Benefits



Register tool

Register your tools to see extended warranties and easy access to all your records.

[Register tool](#)

Extended warranty

See applicable warranty to protect your tools.

[Check it](#)

My Toolbag

View all the tools you have registered so you can buy the exact parts or accessories.

[View my Toolbag](#)

Promotions and competitions

Check what you can see on new products releases and current limited promotions.

[See it now](#)

Maintenance tips and assembly/how-to advice

Check out the tips about how to maintain and get the most out of your RYOBI tools.

[Send me tips](#)

New product pre-release notifications

Now up to date on the latest tools and product releases.

[Subscribe](#)

Tailored communications and content

Receive relevant communications and content based on your profile.

[Sign up](#)

Surprise and delights

Get your first surprise that you.

[Claim mine](#)

Once your password is set, you are officially logged in to **My RYOBI!**
Your name is on the top right of the screen, making it official!

Check out the 8 options underneath **Benefits** to see options regarding registering new tools, seeing registered tool information including warranty info, new promotions and products, and handy troubleshooting and maintenance tips!

To register a tool, select the first option under **Benefits**, press **Register Tool**.

Benefits



Register tool

Registering your tool gets you extended warranty and easy access to all your receipts.

Register tool

SEARCH FOR YOUR PRODUCT:

Type in model number or name (and more...)

SEARCH BY CATEGORY:

Categories



Power Tools



Outdoor



Accessories

Search for and select your product 1 of 3 ways:

- a. Type the model number in the search bar and select it from the results that pop up
- b. Click the drop-down menu in the search bar and select your product
- c. Click the relevant box underneath the search bar and select from the range that appears

If you bought a kit, register the kit code and not the individual items within the kit.

Enter your product details



18V ONE+ Drill Driver with
13mm Keyless Chuck
MODEL # RB18L50

* Date of purchase

Serial number W Y

Please enter the six digit serial number, two digit week and four digit year located on your tool. For Serial Number Help [Click Here](#)

ⓘ For long receipts, add the receipt to display your RYOBI tool.

D Attach Receipt

ⓘ Ensure you attach the correct (earnings) receipt for this tool as this may impact any future warranty claim.

MODIFY

REGISTER

Please note: Accuracy of information is your responsibility. Eligibility for extended warranty is calculated from date of purchase. Please refer to our Warranty Terms and Conditions.

Fill in your purchase details

If you're registering a redemption, your date of purchase is the day you received the item.

Enter the serial number/s of your product/s. For single products, there's only one number. For kits, you'll need to enter each serial number for each product.

A products serial number is found on the product itself. Enter all the numbers and letters in the boxed area on the product.



Press 'Attach Receipt' to upload a copy of the products proof of purchase.

Once this is done. Click 'Register'. A pop-up will appear and let you know once the registration process has been completed.

* Date of purchase

Serial number W Y

Please enter the six digit serial number, two digit week and four digit year located on your tool. For Serial Number Help: [Click Here](#)

i For long receipts fold the receipt to display your RYOBI tool.

Attach Receipt

i Ensure you attach the correct Bunnings receipt for this tool as this may impact any future warranty claims.

MODIFY

REGISTER

Registration Successful

Thank you for registering your product.

You have qualified for a standard warranty of 4 years and an extended warranty of 2 years.

You can find details of the warranty [here](#).

OK

Press OK to confirm and head to your **Toolbag**.

CONGRATULATIONS!
Your RYOBI product is now registered!