



THD

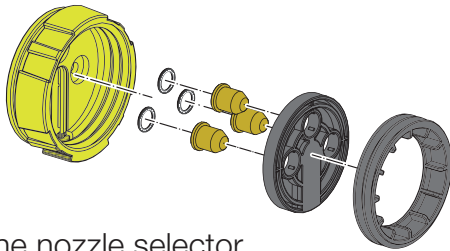
TROUBLESHOOTING TIPS & TRICKS

RYOBI 18V 1 GALLON ELECTROSTATIC SPRAYER

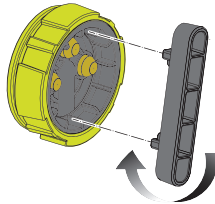
Model: P2870 Item: 314154445

1 Leaking From Front

Ensure all o-rings and nozzles are securely in place.



Tighten the nozzle selector.



2 Liquid Will Not Spray / Pump Will Not Prime



Set the nozzle selector to "High" and force water or air through the back of the unit to clear any blockage.

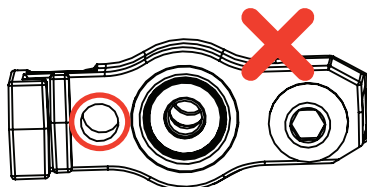
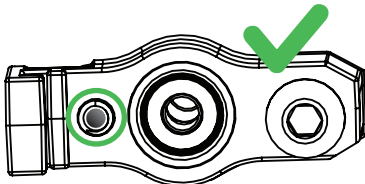
Fill the hose with liquid by connecting the hose to the tank and pressing down on the metal bar inside the connector on the hose.



3 Nozzle Selector Freely Spinning



Confirm that detent ball and spring are in place.



4 If you do not see your issue listed here, or you need further assistance, please reach out to our electrostatic sprayer customer support team.

READ ALL INSTRUCTIONS BEFORE USING APPLIANCE

- Do not use bleach, alcohol-based chemicals, chlorine, hypochlorous acid, or hydrogen peroxide.
- Do not use tablets, powder, or abrasive chemicals.
- Do not combine chemicals.
- The RYOBI P2870 Electrostatic Sprayer is compatible for use with most water soluble chemicals. For a list of compatible chemicals, please refer to the Compatible Chemicals List below.
- Please continue to periodically check the list, as it is updated often.
- Before using any of the listed cleaning chemicals please refer to the Compatible Chemicals QR code below.



WARNING

Failure to use a compatible chemical may void warranty.

Compatible Chemicals List



1 (800) 525 - 2579

Shop Online at [homedepot.com](https://www.homedepot.com)

