

Saramonic

2.4GHz Dual-Channel Wireless Microphone System

2.4GHz无线双通道麦克风系统

Blink Go

User Manual
用户手册



Introduction

The Saramonic Blink Go is an ultracompact and portable 2.4GHz wireless microphone system, compatible with Lightning and USB-C mobile devices such as smartphone, tablet, PC and more. It features automatic pairing and selectable noise cancellation, ideal for live streaming, vlogging, and other audio capturing applications.

Cautions

1. Please don't place this unit close heat sources such as the heater, oven, or other devices that produce heat.
2. When using and storing, please keep away from the dust and moisture.
3. For optimal sound pickup, please do not cover the microphone capsule with your hand.

Packing List

Blink Go-D1 Kit

- 1×Blink Go TX transmitter
- 1×Blink Go RXD receiver
- 1×USB-C charging cable
- 1×Foam windscreen

Blink Go-D2 Kit

- 2×Blink Go TX transmitter
- 1×Blink Go RXD receiver
- 2×USB-C charging cable
- 2×Foam windscreen

Blink Go-U1 Kit

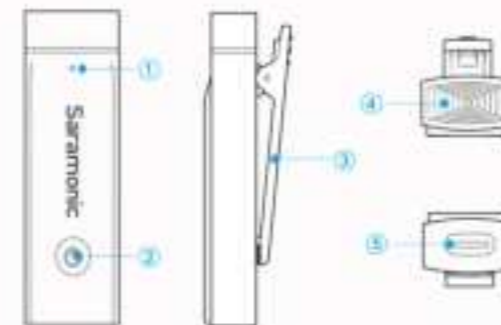
- 1×Blink Go TX transmitter
- 1×Blink Go RXU receiver
- 1×USB-C charging cable
- 1×Foam windscreen

Blink Go-U2 Kit

- 2×Blink Go TX transmitter
- 1×Blink Go RXU receiver
- 2×USB-C charging cable
- 2×Foam windscreen

Product Structure

Blink Go TX



① Status indicator

Status	Indicator
Unpaired	Blinks blue and red alternately
Successfully paired	Solid blue light
Mute ON	Blinks blue quickly (per second)
Low battery	Blinks red (every 5 seconds)
Noise Cancellation ON	Blinks blue slowly (every 2.5 seconds)
Noise Cancellation OFF	Solid blue light
Charging	Solid red light
Fully charged	Red light off

Note: If charging the unit when it is ON, the indicator will display the current working status instead of charging status.

② Power button

Function	Operation
Power ON/ OFF	Press and hold for 2 seconds
Mute ON/ OFF	Press
Noise Cancellation ON/ OFF	Press twice

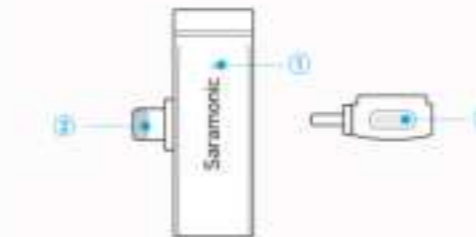
③ Belt clip

④ Built-in mic

⑤ USB-C charging port

Use the included USB-C charging cable to charge the unit.

Blink Go RXD



① Status indicator

Status	Indicator
Unpaired	Blinks blue light
Successfully paired	Solid blue light

② MFi certified Lightning connector

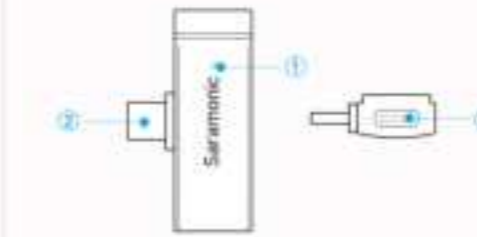
It can be connected to an iOS Lightning device.

③ USB-C charging port

When the Blink Go RXD is plugged into an external device, the external device can be charged via this charging port.

Note: iPad and iPhone can be charged through this port, which also supports up to 3A fast charging.

Blink Go RXU



① Status indicator

Status	Indicator
Unpaired	Blinks blue light
Successfully paired	Solid blue light

② USB-C connector

It can be connected to an Android phone, tablet or other USB-C devices.

③ USB-C charging port

When the Blink Go RXU is plugged into an external device, the external device can be charged via this charging port.

Note: Most USB-C devices can be charged through this port, which also supports QC2.0, PD2.0 fast charging protocols.

How to Use

1. Press and hold the power button for 2 seconds to turn on the transmitter.
2. Plug the Blink Go RXD into an iOS device or the Blink Go RXU into a USB-C device. The transmitter and receiver will be automatically paired successfully within 10 seconds.
3. You are ready to record.

Note: Due to the 2.4GHz wireless frequency is widely used, the signal may be easily attenuated or interfered. Please try to avoid obstacles while using, such as walls and buildings. And keep away from the devices with 2.4GHz frequency, such as high-power WiFi antennas, radios, etc.

Features

- 2.4GHz wireless transmission technology
- Ultracompact and portable
- Compatible with Lightning and USB-C mobile devices
- Omnidirectional built-in mic for 360° sound pickup
- Selectable noise cancellation
- Automatic pairing & plug and play
- Support charging via receiver's USB-C port for your device when in use
- Transmitter's built-in rechargeable battery provides up to 10-hour runtime

Specifications

Transmission Type	2.4GHz
Polar Pattern	Omnidirectional
Frequency Response	20Hz-16kHz
SNR	77 dB
Sensitivity	-42 dB
Sampling Rate	48kHz
Bit Depth	16bit
Transmission Range	50 m (without obstacles)
RF Output Power	6dBm
TX's Battery Life	10 hours
Battery Capacity	95mAh
Charging Port	USB-C
Dimensions	TX: 62×17.5×16.2 mm RXD: 46×24.7×9.3 mm RXU: 46×26×8.9 mm
Weight	TX: 9.5 g (0.34 oz) RXD: 6.5 g (0.23 oz) RXU: 5.5 g (0.19 oz)