

2023
3RD QUARTER

FEATURED PRODUCTS

1510 Series

1650lb Holding Force EMLocks

EMLocks were the first electromagnetic locks to incorporate an interlocking quick mount design and captive mounting screws to simplify installation.

SDC EMLock®



- Interlocking quick mount assembly
- Captive lock mounting screws
- Field upgradeable without removing from frame
- Superior architectural appearance
- Adaptable to virtually any application when combined with SDC's vast offering of mounting kits and hardware

1511S Series

Single Integrated Delayed Egress Locks

SDC's ExitCheck® products continue to be the premier delayed egress offering on the market. The patented design integrates a visual digital display, verbal countdown and alarm tone, alternating verbal message and door release indicator.

SDC ExitCheck®



- Maintain fire and life safety compliance
- No prior knowledge of door operation required
- Built-in activation trigger
- Wandering patient and infant tracking compatible
- Standard 1,650lb holding force
- UL294 and UL10C

MSB550 Series

Mechanical Switch Bars

SDC's MSB550 series REX bars are designed to release electromagnetic door locks for uninhibited egress providing an economical solution to meet building code requirements.



- 1/8" total bar movement
- Narrow, low-profile heavy duty aluminum extrusion
- Metal end caps
- High traffic use
- Power transfer loop included

S5000 Series

Electrified Storefront Exit Devices

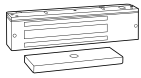
SDC's S5000 is a heavy duty, code compliant alternative to magnetic locks for storefront applications that meets the market need for a storefront exit device with electric latch retraction standard for access control compatibility.



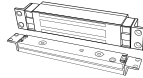
NEW!

- Factory installed motorized electric latch retraction
- Optional request-to-exit (REX) monitoring
- Grade 1 durability
- Compatible with low-energy door operators
- Aluminum glass door applications
- Rim, surface vertical and concealed vertical rod devices

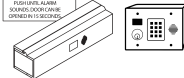
1 LOCKING DEVICES



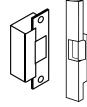
Electromagnetic Locks



Electromagnetic Shear Locks



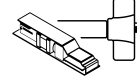
Delayed Egress Locks



Electric Strikes



Electrified Locksets



Exit Devices & Retrofit ELR Kits




Electric Bolt Locks

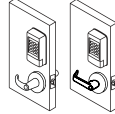
2 ACCESS CONTROLS



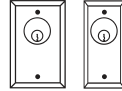
IP-Based Controllers



Keypads & Readers



Standalone Locksets

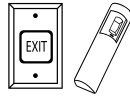


Key Switches

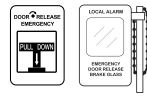
3 EGRESS CONTROLS



Egress Devices

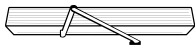


Exit Switches & Sensors

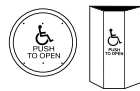


Emergency Door Releases

4 ADA CONTROLS



Low Energy Operators

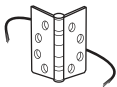


Push Plates & Panels



Bollards

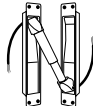
5 POWER TRANSFER DEVICES



Hinges



Loops

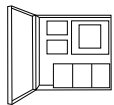


Mortise Transfer

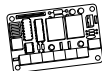


Wireless Transfer

6 POWER SUPPLY & DOOR CONTROLS



Power Controllers

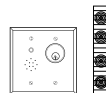


Door Controllers

7 REMOTE CONTROLS & ANNUNCIATORS



Remote Control Consoles

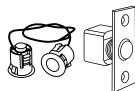


Door Prop Alarms & Annunciators

8 ACCESSORIES & MISC



Electromagnetic Door Holders



Door Position Monitoring



Latch & Deadbolt Monitoring Strikes



Wireless Transmitters & Receivers



Communicating Bathroom Controls