

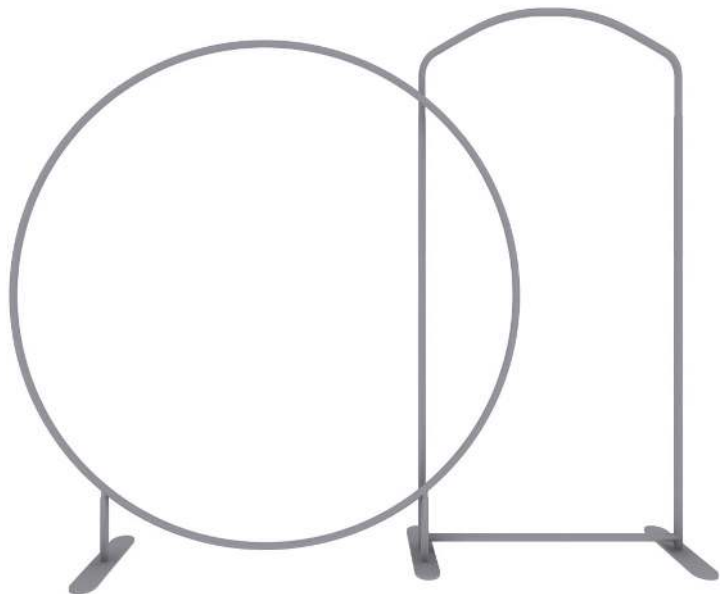
EZ Tube® CONNECT 10FT KIT M (7'X4')

PRODUCT CATEGORY: EZ FABRIC DISPLAYS

PRODUCT CODE: EZCNCT-10KIT-M-7X4



On frame On graphic



Single foot connection



Double foot connection

Foot Dims
3 1/8" x 18 3/4"

PRODUCT DESCRIPTION

Modular has officially met tube frames! EZ Tube® Connect modular tube display system lets you configure multiple shapes, sizes and frames. EZ Tube® Connect lets you choose from straight, round or slant top shapes, 90" or 96" frame heights, and 2ft, 3ft, 4ft, 5ft, 8ft and 10ft frame widths. Each EZ Tube® Connect frame easily connects, using aluminum tubing with push button snaps to lock and to attach to feet. Feet have two mounting points to connect frames side-by-side. Customize single- or double-sided stretch fabric graphics that pulls over frames and zips closed underneath. Medium Hard Case included. (Medium Hardcase Graphic optional)

DISPLAY DIMENSIONS	113.625"W x 90"H x 18.75"D
GRAPHIC SIZE 4FT	49"W x 89.5"H
GRAPHIC SIZE CIRCLE	84.75" W x 84.75" H
GRAPHIC SIZE MHC	62.375"W x 32.25"H

GRAPHIC MATERIAL

Stretch Fabric

GRAPHIC FINISHING

Sewn on left, right and top with zipper on the bottom

DISPLAY CONSTRUCTION

34mm Aluminum Tubing

SHIPPING WEIGHTS & DIMENSIONS

Shipping Weight	46 lbs (frames, graphics, & MHC)
Shipping Dimensions	22"W x 39"H x 17"D

LARGE QUANTITY FREIGHT

Freight Shipping	8 boxes per 48"L x 40"W x 43"H skid
Freight Weight	368 lbs (frames, graphics, & MHC)

GRAPHIC TURN AROUND TIME

2 business days after proof approval (up to 2 kits)

AVAILABILITY	Pacific Fulfillment Center
--------------	----------------------------



Includes qty 1 Medium Hard Case
Case Inside Dimensions:
20.5"W x 32.5"H x 12"D

EZ Tube® CONNECT 10FT KIT M (7'X4')


PRODUCT CATEGORY: EZ FABRIC DISPLAYS

PRODUCT CODE: EZCNCT-10KIT-M-7X4


PARTS LIST



Top cross bar-4ft round
(qty 1)



Bottom cross bar-4ft
(qty1)




3 section 64" pole
(qty 2)



Bottom Cross Bar L shape
connector
(qty 2)



Male - Male Curved Tube
(qty 2)



Male - Female Curved Tube
(qty 5)



Bottom Tubes for Legs
(qty 2)



MHC
(qty 1)



Single Foot (34mm)
(qty 2)



Double Foot (34mm)
(qty 1)



Soft Bag 4ft
(qty 2)




Soft Bag 7ft
(qty 1)

EZ TUBE CONNECT 2FT, 3FT, 4FT, & 5FT

PRODUCT CATEGORY: EZ FABRIC DISPLAYS
INSTRUCTIONS FOR 90" AND 96" FRAME HEIGHTS

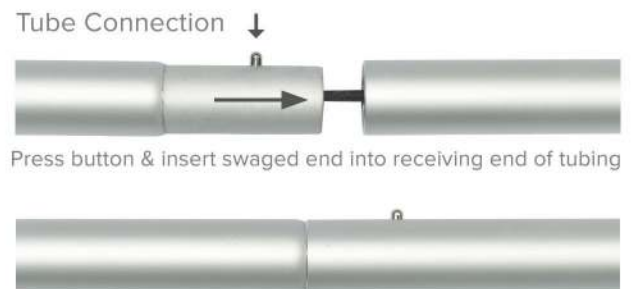
SETUP INSTRUCTIONS



Optional top shapes for frame:



Use double foot and two connecting clips to connect frames side by side.

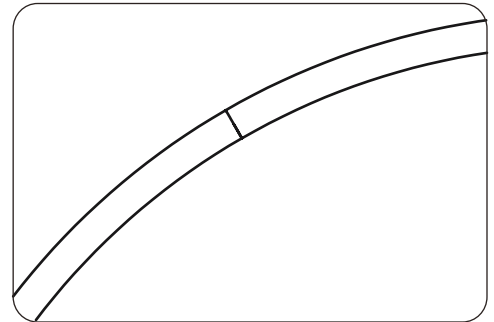
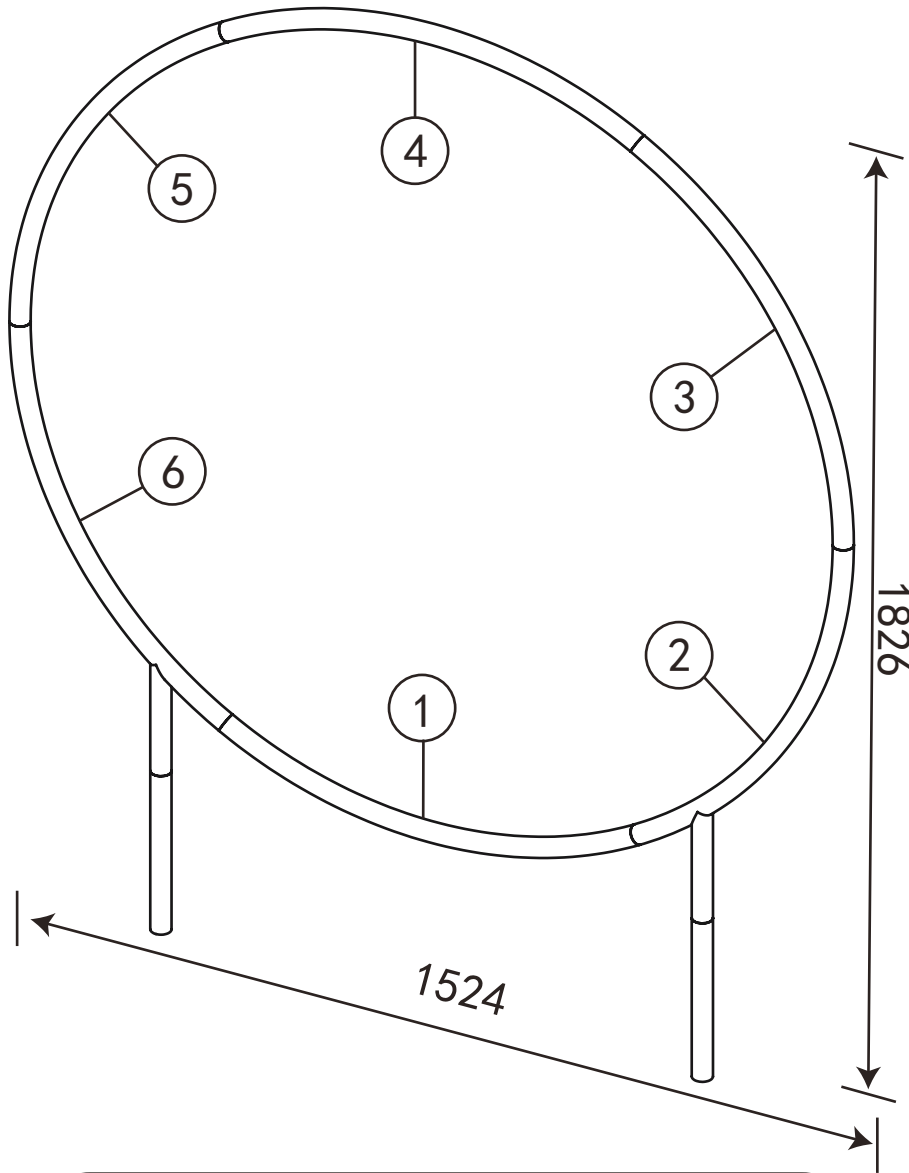


EZ Tube® CONNECT CIRCLE 5FT

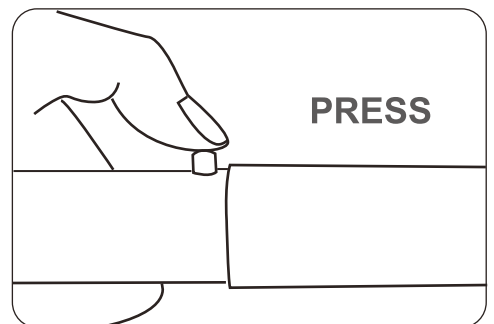
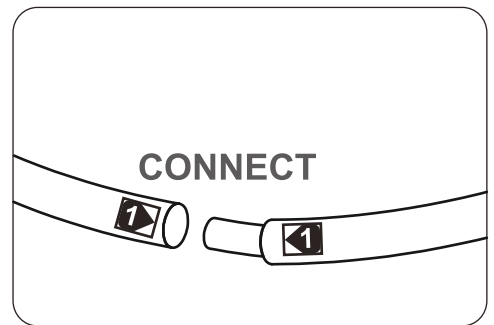
PRODUCT CATEGORY: EZ FABRIC DISPLAYS

PRODUCT CODE: EZCNCT-CIR5

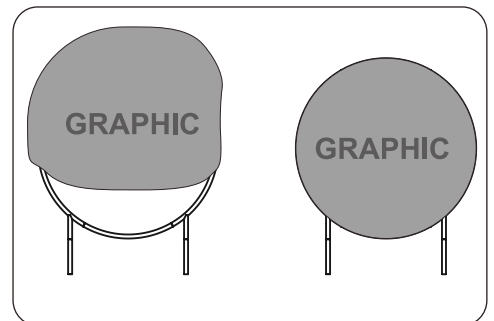
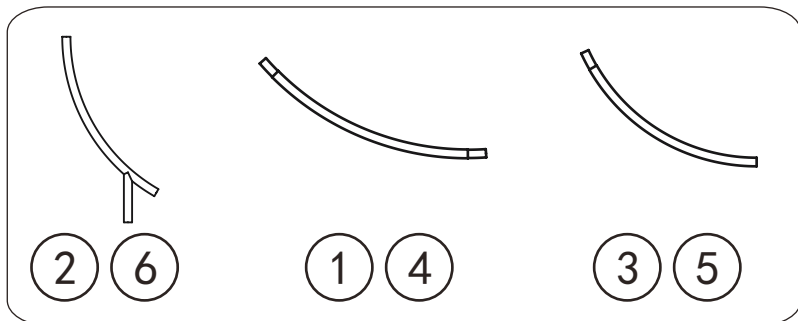
INSTRUCTIONS



34-diameter tube, round stand,
insert connection



If can't snap when dismantle the frame, Pls push the tube forwardly, then push again.

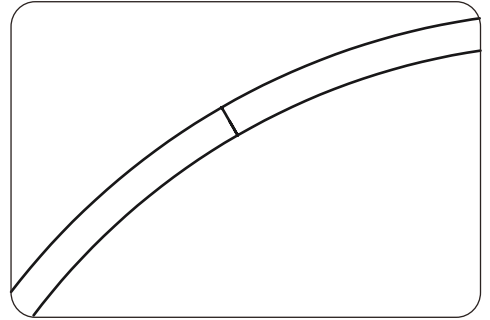
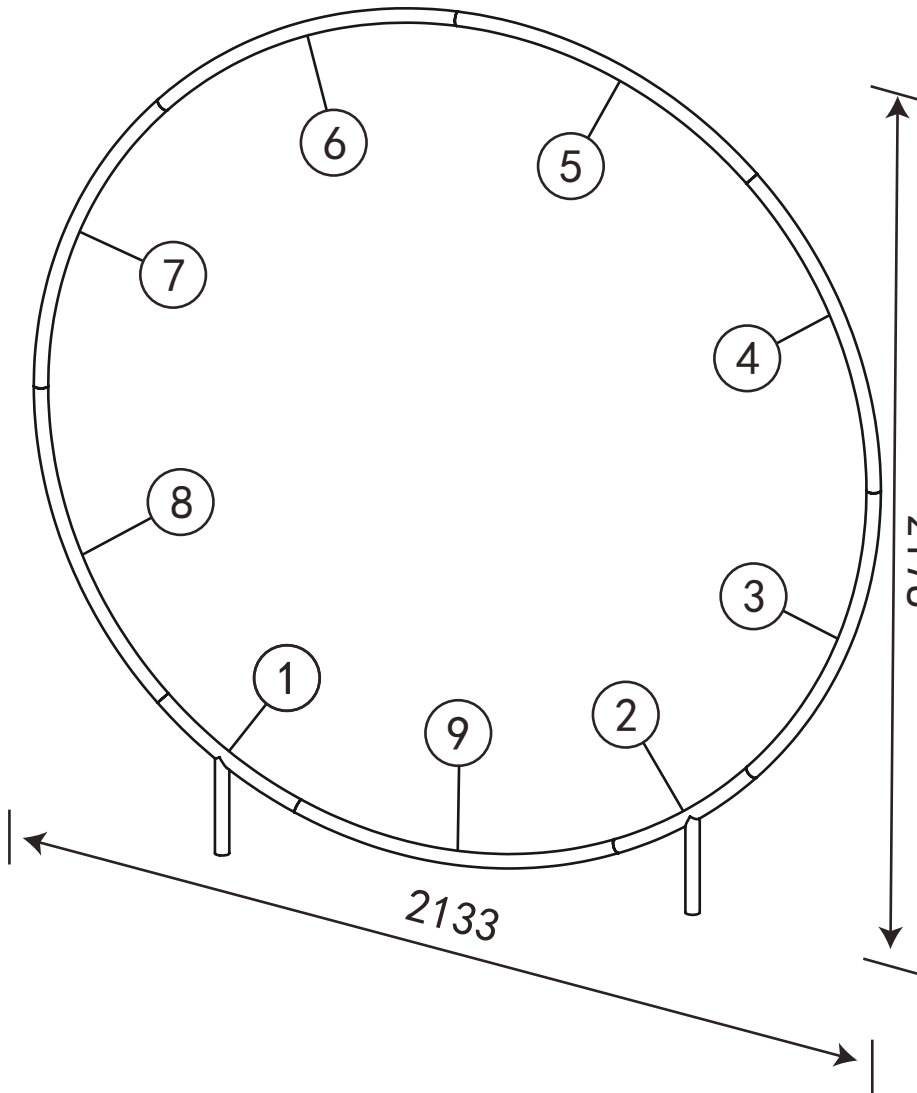


EZ Tube® CONNECT CIRCLE 7FT

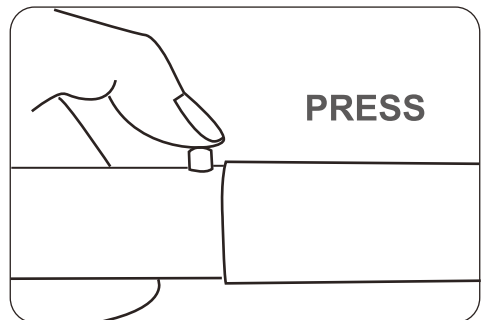
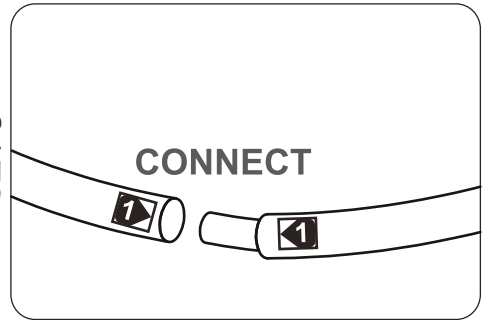
PRODUCT CATEGORY: EZ FABRIC DISPLAYS

PRODUCT CODE: EZCNCT-CIR7

INSTRUCTIONS



34-diameter tube, round stand,
insert connection



If can't snap when dismantle the frame, Pls push the
tube forwardly, then push again.

