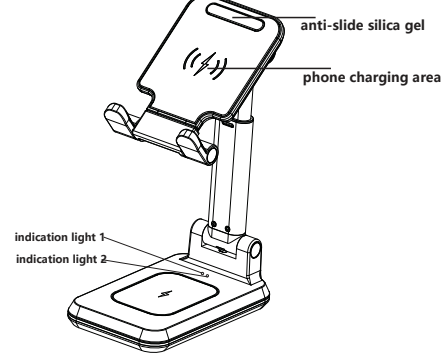


T6 User Manual
Wireless Charger Stand

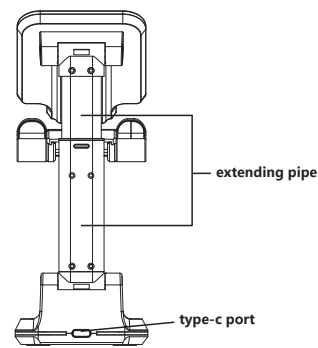
Product introduction

This is a multi-functional phone stand with wireless charging, simple design as safe and portable, support Qi standard, compatible with all wireless charging phones which meet Qi standard, this product will give you a safe and convenient using environment.

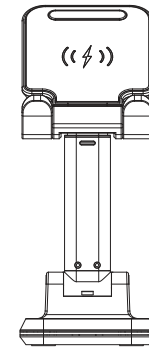


Operation guide

1. Place this stand on desktop, connect with USB cable, now it is standby mode: indication light 1 is on green, indication light 2 is on green

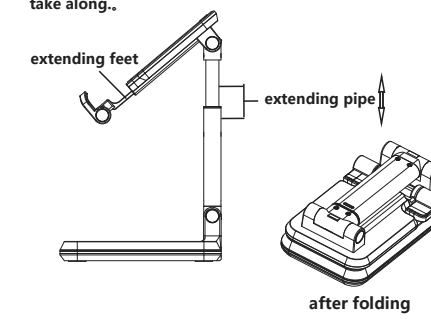


2. Put the wireless charging phones on the wireless charging stand, now it is charging mode: indication light 1 is on blue, indication light 2 is on blue



3. When it is not in normal working status(something else on it is detected or functional error): the indicator light flashes red and blue,

4. The extending feet is free in adjust according to different phone size, the extending pipe is also adjustable for height when in real usage, but it can be also folded when need to take along..



Basic Parameters:

Input: 9V/2A
Output: 10W /7.5W /5W
Charing distance: ≤8mm
Charging efficiency: ≥76%

Compatible devices:

HUAWEI: P30 pro, Mate 20 pro, Mate 30, mate 40 ,P40pro
IPHONE: iPhone 8,iPhone 8 Plus,iPhone X,iPhone XR,
iPhone 12,iPhone 12 pro max
SANSUNG: Note9,S9,S9+, Note8,S8,S8+, S7Edge,S7,Note5,
Note6, Note7,S6Edge,S6Edge+,SM-W2019,
SM-W2018,SM-W2017
NOKIA Lumia: 930, 830, 1520, 1020, 820, 720, 920, 925
GOOGLE Nexus: 4/5/6/7
XIAOMI: MIX2S , 10/10pro , 9/9pro,MIX3

Note: compatible all devices support Qi standard
(above are only part of them).

Packing list:

Wireless charging phone stand x1
USB cable x1
User manual x1

Notice:

- 1.Support all devices enable Qi standard;
- 2.If need fast charging, please use QC2.0 or above adaptor;
- 3.All phone cases of magnetic, metal or ring holder are not supported;
- 4.Please keep the product away from water or other liquid;

FCC Statement

This device complies with Part 15 of the FCC rules. Operation is subject to the following two conditions: 1) this device may not cause harmful interference, and 2) this device must accept any interference received, including interference that may cause undesired operation.

Note: This equipment has been tested and found to comply with the limits for a Class B digital device, pursuant to part 15 of the FCC Rules. These limits are designed to provide reasonable protection against harmful interference in a residential installation. This equipment generates uses and can radiate radio frequency energy and, if not installed and used in accordance with the instructions, may cause harmful interference to radio communications. However, there is no guarantee that interference will not occur in particular installation. If this equipment does cause harmful interference to radio or television reception, which can be determined by turning the equipment off and on, the user is encouraged to try to correct the interference by one or more of the following measures:

- Reorient or relocate the receiving antenna.
 - Increase the separation between the equipment and receiver.
 - Connect the equipment into an outlet on a circuit different from that to which the receiver is connected.
 - Consult the dealer or an experienced radio/TV technician for help.
- Changes or modifications not expressly approved by the party responsible for compliance could void the user's authority to operate the equipment.

Radiation Exposure Statement

This device complies with FCC RF radiation exposure limits set forth for an uncontrolled environment. This transmitter must not be co-located or operating in conjunction with any other antenna or transmitter. During the operation of device a distance of 15 cm surrounding the device and 20 cm above the top surface of the device must be respected.