

Instruction manual

120A 
2400W DYNAMIC

BOB

POWER SUPPLY / CHARGER

Nominal 60A / 12 ~ 15V



The installation of this product must be made by a qualified professional.



www.taramps.com.br

Introduction

Congratulations on your purchase of a Taramps product.

It was developed in a modern laboratory and with the latest technology.

This manual covers all features, operations and instructions to solve any doubt that may arise during the installation. Please take some time to read it carefully in order to ensure the proper installation and the use of all benefits that this product can offer.

For questions, please call **+55 (18) 3266-4050**, e-mail **support@taramps.com.br** or visit **www.taramps.com.br**.

Presentation

1- NEVER INVERT THE POLARITY of batteries that can be connected to the source output.

2- This equipment has an “automatic bivolt” system - it automatically recognizes the voltage of the electrical power AC and adjusts itself to it. For the source to have the expected performance, the socket voltage must be between 90V to 140V (127V power AC) or between 190V to 250V (220V power AC).

3- Install the source in a firm and ventilated place, preferably without sunlight and other sources of heat. Leave a space of 20 centimeters on the sides, not obstructing the cooler inlets.

4- The source does not have internal parts that can be maintained by the user. Do not open it, risk of electric shock.

5- The electrical power AC and the use of extensions must be adequate to support the desired power.

Term of warranty

TARAMPS, located on Highway Julio Budisk, SN, KM 30, Res. Manoel Martins – Alfredo Marcondes, SP - Brazil, ZIP CODE 19180-120, guarantees this product against any defects on terms of project, making, assembling, and/or with solidarity, due to project vices which cause it improper or inadequate to its original use within 12 months from the date of purchase. In case of defect during the warranty period, TARAMPS responsibility is limited to the repairing or substitution of the device of its own making.

This warranty excludes:

- Damaged products by improper installation, water infiltration, violation by unauthorized individuals;
- Tamper or torn warranty seal;
- Cases in which the product is not used in adequate conditions;
- Defects caused by accessories, modifications or features attached to the product;
- The product with damage from falling, bumps or nature related problems (flooding, lightning, etc.);
- Warranty card is not properly filled or torn;
- Costs involving uninstallation, reinstallation of equipment as well as shipment to the factory;
- Damage of any kind, due to problems in the product, as well as losses caused by discontinued use of the product.

Technical assistance

For international support, check on our website:

www.taramps.com.br/en/rede-de-assistencias-tecnicas or contact direct the factory support:

Phones: +55 18 3266-4050 / +55 18 99749-3391

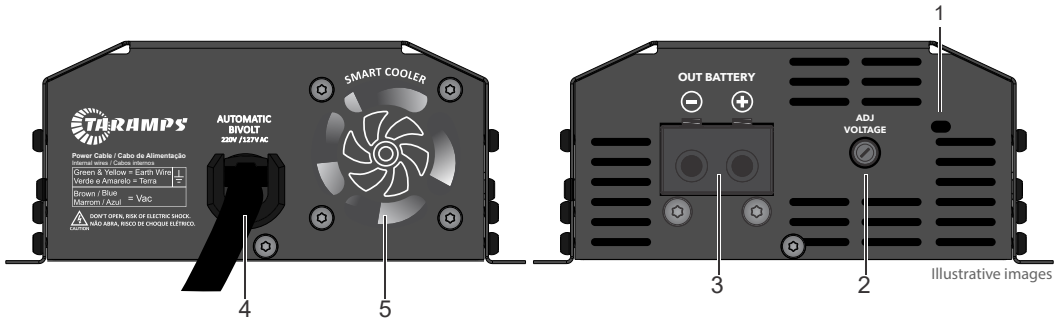
E-mail: service@taramps.com.br

Knowing the BOB 120A Power Supply

The **BOB 120A** Power Supply is an automatic bivolt switched power supply. It has a digital electronic circuit that controls and stabilizes its output, providing more security.

It has simple installation, not requiring any special connector.

- Maximum input power: 2000W (2.5mm² (13 AWG) recommended wiring).
- Output power in **RMS** = 900W continuous.
- Maximum power of **Automotive Sound** = 2400W RMS (120A Dynamic 4 seconds).
- Protection against output short circuit: Turns off the output if a short is detected or a load far above the permitted value is detected.
- Temperature Protection: Reduces power momentarily, returning automatically with a decrease in temperature.



1 - LED ON: It stays on as long as the source / charger is connected to the mains.

2 - ADJ/VOLTAGE: Adjust the output voltage from 12V to 15V. For automotive battery recharge, it is recommended to set the output voltage close to 13.8V.

3 - OUT BATTERY: To connect the (-) and (+) cables to the battery or 12-volt equipment. **Never reverse the polarity.**


4 - AC INPUT: Power input, automatic bivolt 127V / 220V voltage.

5 - SMART COOLER: The fan remains on according to the power supply status: By current or temperature.

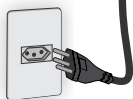
IMPORTANT: Never obstruct the fan and leave a 20cm space on the sides.

BOB box connection example

Sound system with up to 2400Watts



Illustrative images
BOB box rear panel




Technical features:

Power supply:	Automátic Bivolt (127/220V)
Voltage Range 110V:	90 ~ 140V
Voltage Range 220V:	190 ~ 240V
Output RMS Rated Current:	60A
Maximum current output:	120A @ 13V (4 seconds)
Maximum output power:	2000W
Maximum Power Recommended Car Sound:	2400W
Max consumption 127V:	20A
Max consumption 220V:	15A
Dimensions (WxHxD):	130 x 55 x 232mm (5.12" x 2.17" x 9.13")
Weight:	1.36Kg (2.99lb)



Taramps reserves the right to modify the contents of this document at any time without prior notice and does not have the obligation to apply the changes in units which were previously produced.



 +55 18 3266-4050

Manufactured by:
TARAMPS ELECTRONICS LTDA
TAX ID: 11.273.485/0001-03
Highway Júlio Budisk, SN, KM 30
Alfredo Marcondes - SP
Made in Brazil
www.taramps.com.br