

1.5m(户外版) 操作说明

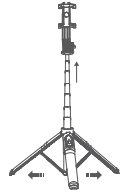
1.蓝牙连接

长按遥控器拍照键3秒绿
灯闪烁进入蓝牙配对状
态，打开手机端进入蓝
牙搜索状态。在搜索设
备中点击“Dispho”，
连接成功后，遥控器绿
灯熄灭。



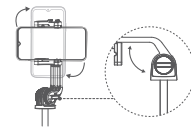
2.使用三脚架

打开底部三脚架，拉开
拉杆，把三脚架放在平
稳的水平面上。



3.固定手机

打开手机支架，把手机
安全安置在手机支架内
，支架部份可360°旋转
使用。

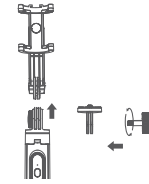


4.通用冷靴口 (可选)
支架设有通用冷靴口端
口，可安装麦克风补光
灯使用。



5.更换配件

把支架取下来，然后把
螺杆菌安装。



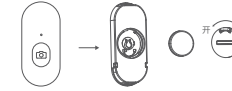
6.通用1/4英寸螺杆菌

支架设有通用1/4英寸螺
杆菌，可安装适用的配件
使用。



更换遥控器电池

遥控器转至背面，取下遥控器底盖，可更换纽扣电池 (CR1632)



*首次使用，取下后盖去除遥控器电源仓中的隔电片。

警告

1. 使用中小心夹手。
2. 本产品请勿让14岁以下儿童玩耍使用，请勿吞食。
3. 请勿自行拆开或改装本产品。
4. 请勿将本产品存放在潮湿环境中。
5. 请勿将产品靠近热源。
6. 请勿将水或其它液体流入本产品内部，导致本产品损坏。

1.5m (Outdoor Version) Instructions For Selfie Stick Tripod

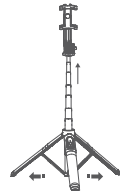
1. BLUETOOTH PAIRING

Power on after long pressing
the power button for 3
seconds, then turn on the
phone bluetooth to enter
search condition, and click
"Dispho" in the searched
equipment. Green light of
the remote control will be
off after connected.



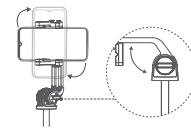
2. USE TRIPOD

This product comes with
a tripod. Open the selfie
holder from the bottom
and fix it on a steady
horizontal plane.



3. FIX THE PHONE

Rotate the phone holder
till you can pull open the
holder handle and fix the
phone securely on the
holder.



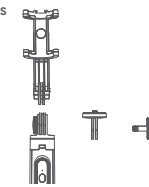
4. UNIVERSAL COLD SHOE PORT (OPTIONAL)

The cold shoe port can be
connected to the adaptable
live broadcast accessories
to expand the multi-
functional usage scenarios.



5. REPLACE THE ACCESSORIES

Take the bracket off and put it
Screw installation.



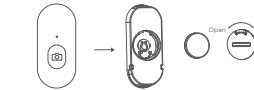
6. UNIVERSAL 1/4 BRITISH SCREW ROD

The 1/4 British Screw Rod can
be connected to the adaptable
live broadcast accessories to
expand the multi-functional
usage scenarios.



Battery replace of the remote control

Remove rear cover of remote controller and replace button battery (CR1632).



*On first use, remove rear cover of remote controller and take insulator out of battery chamber.

Warnings

1. Watch your hands during use.
2. The product is not designed for children under 14 years old. Do not swallow it.
3. Do not dismantle or modify the product.
4. Do not store the product in a humid environment.
5. Keep the product away from heat sources.
6. Do not expose the product to water or other liquids in case of damage.

FCC Statement

This equipment has been tested and found to comply with the limits for a Class B digital device, pursuant to part 15 of the FCC Rules. These limits are designed to provide reasonable protection against harmful interference in a residential installation. This equipment generates, uses and can radiate radio frequency energy and, if not installed and used in accordance with the instructions, may cause harmful interference to radio communications. However, there is no guarantee that interference will not occur in a particular installation. If this equipment does cause harmful interference to radio or television reception, which can be determined by turning the equipment off and on, the user is encouraged to try to correct the interference by one or more of the following measures:

- Reorient or relocate the receiving antenna.
- Increase the separation between the equipment and receiver.
- Connect the equipment into an outlet on a circuit different from that to which the receiver is connected.
- Consult the dealer or an experienced radio/TV technician for help.

Caution: Any changes or modifications to this device not explicitly approved by manufacturer could void your authority to operate this equipment.

This device complies with part 15 of the FCC Rules. Operation is subject to the following two conditions: (1) This device may not cause harmful interference, and (2) this device must accept any interference received, including interference that may cause undesired operation.

RF Exposure Information

The device has been evaluated to meet general RF exposure requirement. The device can be used in portable exposure condition without restriction.

ISED Statement

- English: This device complies with Industry Canada license - exempt RSS standard(s). Operation is subject to the following two conditions: (1) This device may not cause interference, and (2) This device must accept any interference, including interference that may cause undesired operation of the device.

The digital apparatus complies with Canadian CAN ICES - 3 (B)/NMB - 3(B).

- French: Le présent appareil est conforme aux CNR d'Industrie Canada applicables aux appareils radio exempts de licence. L'exploitation est autorisée aux deux conditions suivantes: (1) l'appareil ne doit pas produire de brouillage, et (2) l'utilisateur de l'appareil doit accepter tout brouillage radioélectrique subi, même si le brouillage est susceptible d'en compromettre le fonctionnement. L'appareil numérique est conforme à CAN ICES-3 (B) / NMB-3 (B).

This device meets the exemption from the routine evaluation limits in section 2.5 of RSS 102 and compliance with RSS 102 RF exposure, users can obtain Canadian information on RF exposure and compliance.

Cet appareil est conforme à l'exemption des limites d'évaluation courante dans la section 2.5 du CNR - 102 et conformité avec RSS 102 de l'exposition aux RF, les utilisateurs peuvent obtenir des données canadiennes sur l'exposition aux champs RF et la conformité.

This equipment complies with Canada radiation exposure limits set forth for an uncontrolled environment.

Cet équipement est conforme aux limites d'exposition aux rayonnements du Canada établies pour un environnement non contrôlé.

RF Exposure Statement

The device has been evaluated to meet general RF exposure requirement. The device can be used installed and operated with minimum distance 0mm between the radiator and your body.

L'appareil a été évalué pour répondre aux exigences générales d'exposition aux RF. Cet équipement doit être installé et utilisé avec une distance minimale de 0 mm entre le radiateur et votre corps.