



Ustellar

LED Security Light User Guide



LED Security Light User Guide

Thank you for ordering from Ustellar. Set-up is easy and takes only a few minutes by following the instructions.

This LED security light is switch controlled, just install it and control it ON/OFF by a wall switch.

- AC Power Hardwired, NOT Solar Powered, NOT Battery Powered.
- No motion sensor, No dusk to dawn sensor.
- NOT Dimmable. Brightness NOT adjustable.


Warning

- (1) Please check if the light and the parts are intact before installation.
- (2) Make sure to cut off power before installation.
- (3) Please do not place this light in corrosive conditions.
- (4) If there is any damage to the cord, please cut off the power and stop using it immediately.
- (5) Please do not retrofit the light within the warranty period.
- (6) To ensure the light works properly, please use the voltage indicated on the packing.

1. Parameters

Model	UT88118
Wattage	100W
Color Temperature	5000K
Max Luminous Flux	10000lm
Input Voltage	AC120V
Frequency	50/60Hz
Dimmable	No
Life Expectancy	50000Hr
Working Temperature	-20°C-40°C

2. Components



2 Screws



3 Wire
Connectors



Mounting Bolt



Mounting Bracket

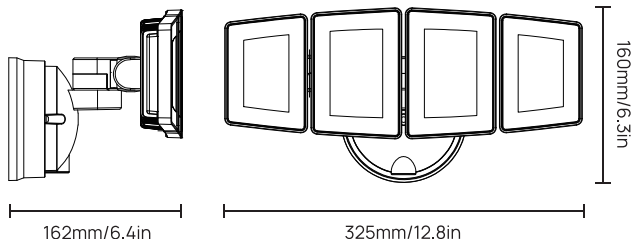


Gasket



Rubber Plug

2. Dimension

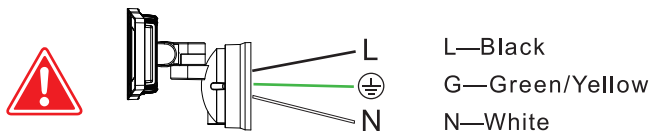


Weight: 2.65lb/1.2kg

4. Installation

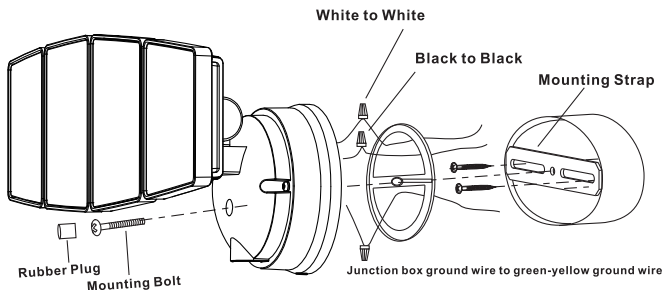
Safety Information:

- This product must be installed in accordance with the applicable installation code by a person familiar with the construction and operation of the product and the hazards involved.
- Turn power OFF before installing.
- This product is intended for use with the enclosed gasket and with a junction box marked for use in wet locations.

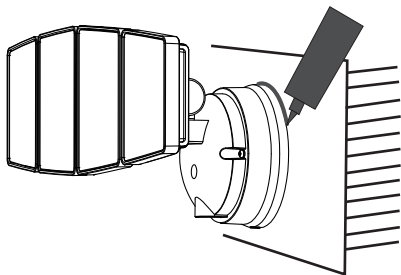


Installations:

For best performance, mount the light about 6.5-8ft above the ground.



1. Turn off the power.
2. Install the mounting strap as shown with two screws that fit your junction box.
3. Tighten the wires with wire connectors. L should be connected to Black wire, N should be connected to White wire.



4. After mounting the light, apply silicone sealant completely around the perimeter of the cover plate where the back of the cover plate meets the mounting surface. Silicone sealant prevents water from seeping into the junction box.

Note:

Wall switch control, NOT Dimmable, Brightness NOT adjustable.

The light source of this luminaire is not replaceable, when the light source reaches its end of life the whole luminaire shall be replaced.

SUITABLE FOR WET LOCATIONS;

SUITABLE FOR OPERATION IN AMBIENT NOT EXCEEDING 40°C;

Contact Us

Have some issue? No worries! Please reach us via these channels.
Our customer services team is more than happy to help.



www.ustellar.com



support@ustellar.com

Manufacturer: Shenzhen Ustellar Technology Ltd.

(shen zhen shi you shi tuo ke ji you xian gong si)

Address: 308A, 3/F, Building A, Youth Entrepreneur Hub, Jianshe East Road, Qinghua Community, Longhua Street, Longhua District, Shenzhen, CHINA 518000

Ustellar

E-manual



- Step 1: Scan the QR code
- Step 2: Click E-manual PDF file
- Step 3: Read file online or download



Go paper-free, make life easier, and do something good for the environment.



FCC

Made in China