



## 20000mAh Power Bank

User Manual | VWS-J64

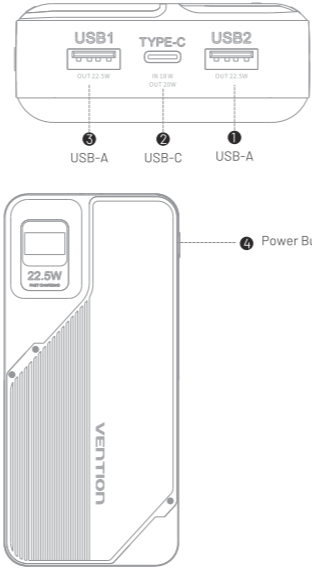
### Introduction

Dear customer, thanks for your trust in Vention. This manual is designed to provide you with all the information you need. Please read this manual carefully before use and keep it properly for future reference.

### Specifications

Model: TF-D22  
Interface: USB-A/USB-C  
Material: PC + ABS  
Battery Type: Lithium-ion Polymer  
Energy Conversion Efficiency:  $\geq 70\%$   
Battery Capacity: 20000mAh (3.7V/74Wh)  
Rated Capacity: 10600mAh  
Input (USB-C): 5V=3A; 9V=2A (18W Max)  
Output (USB-C): 5V=3A; 9V=2.22A; 12V=1.67A (20W Max)  
Output (USB-A1/USB-A2): 5V=3A; 9V=2A; 12V=1.5A; 10V=2.25A (22.5W Max)  
Total Output: 5V=3A (15W Max)

### Product Overview



### Instructions for Use

- The USB-C port allows both charging other devices and recharging the power bank itself.
- Connect the charging cable to your device (such as a tablet, smartphone, or earphones) and to the power bank to start charging. You can also add extra cables to charge up to three devices simultaneously.
- Connect the power bank to an adapter and plug it into a powered outlet or power strip to recharge the power bank itself.
- Disconnect the power bank once charging is complete.

### Maintenance and Cleaning

Gently clean the power bank with a dry, soft cloth to avoid internal short circuits. Do not use corrosive cleaners as well.

### Warranty and After-Sales Service

This product comes with a 1-year warranty. If there is non-human damage during normal use, please contact our customer service, and we will provide you with service and support.

The warranty does not cover damages caused by human factors, improper use, or failure to operate in accordance with the instructions provided.

During the warranty period, please keep the Purchase Receipt, Product Packaging, and User Manual for after-sales service purposes.

### Notes

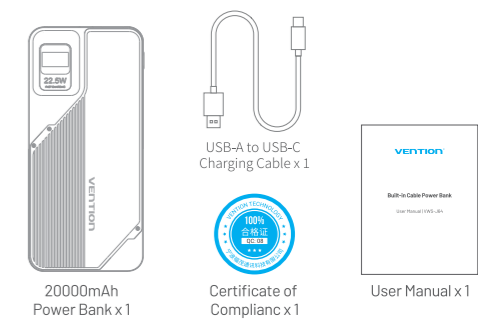
- Fully charge the power bank before first use to ensure optimal performance.
- Perform a full charge cycle (0% to 100%) every 2-3 months for accurate battery level readings.

- Avoid overcharging—disconnect the power bank once fully charged. Do not drain the battery completely; recharge when the level drops over 20% to prolong battery life.
- For long-term storage, maintain a charge level between 40-80% to prevent over-discharge and battery degradation.
- Do not store the power bank above 45°C or in direct sunlight. Do not put it in fire or any other hot environments.
- Do not disassemble, repair, modify, or replace any parts of the power bank.
- Do not drive nails into the power bank or hit it with a hammer.
- Do not immerse the power bank in water or expose it to moisture.
- The power bank may warm up during use, but if it stays below 45°C, it's safe to use.
- Carry the power bank in a shockproof, moisture-proof bag and keep it away from metal objects like keys or coins to prevent short circuits.
- If the power bank becomes unusually hot, swells, or emits a smell, stop using it immediately and keep it away from fire.
- Use good-quality charging cables; damaged cables can lower charging efficiency and pose safety risks.

### Important Safety Tips

- Risk of explosion if battery is replaced incorrectly. Replace only with the same or equivalent type of battery. Battery replacement must be performed by service personnel only; not user-replaceable.
- Do not expose the battery to extreme heat such as sunshine, fire, or similar overheating conditions.
- If charging with a power adapter, consumers must use an adapter that has obtained CCC certification and meets the relevant standard requirements.
- The product should be placed on a desktop during use. If contact with the human body is necessary, the contact time must be less than 10 seconds.
- Do not use the product after it has been submerged in water.
- This product is expected to be safely used in tropical climates, with a maximum indoor operating temperature of 35°C.

### What's in the Box



For more interesting information and events, please follow us on social media platforms:



For warranty service or support, please contact Vention team:  
Website: www.ventiontech.com Email: vention@ventiontech.com



## 20000mAh移动电源

产品说明书 | VWS-J64

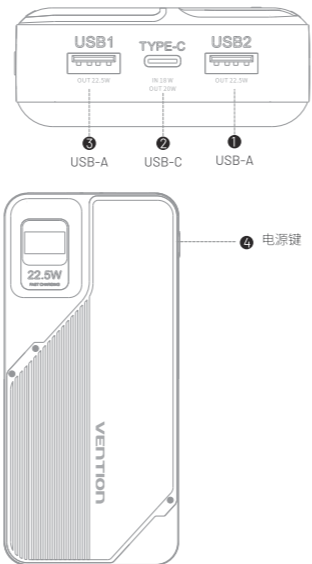
### 产品介绍

尊敬的客户，感谢您选择威迅。为了确保您能充分利用本产品的性能，请在使用前仔细阅读本说明书并妥善保管。

### 产品参数

产品型号: TF-D22  
接口类型: USB-A/USB-C  
外壳材质: PC+ABS  
电池类型: 锂离子聚合物电池  
能量转换率:  $\geq 70\%$   
电芯容量: 20000mAh/74Wh/3.7V  
额定容量: 10600mAh  
输入USB-C: 5V=3A 9V=2A (18W Max)  
输出USB-C: 5V=3A 9V=2.22A 12V=1.67A (20W Max)  
输出USB-A1/USB-A2: 5V=3A 9V=2A 12V=1.5A 10V=2.25A (22.5W Max)  
总输出: 5V=3A (15W Max)

### 产品接口说明



### 使用说明

- 本移动电源USB-C口为双向充电接口，即可给其他设备充电的，也可直接搭配充电头为本移动电源充电。
- 将数据线接口连接设备和移动电源，如平板电脑、手机、耳机等设备，即可开始充电。同时也可增加另外的数据线与其连接，同时给三台设备充电。
- 将自带数据线与其连接，接入带电插座或排插，即可为本移动电源充电。
- 充电完成后，即可为移动电源断电。

### 保养与清洁

使用干燥的软布轻轻擦拭移动电源表面，去除灰尘和脏污。避免使用潮湿的布料，以防内部短路。不要使用含有腐蚀性液体的清洁剂。

### 质保与售后服务

本产品提供1年质保。如在正常使用情况下出现非人为损坏，请联系我们的客户服务，我们将为您提供服务和支。保修范围不包括因人为因素、不当使用、不按说明书操作等造成的损坏。保修期内，请保留购买凭证、产品包装以及说明书，以便享受售后服务。

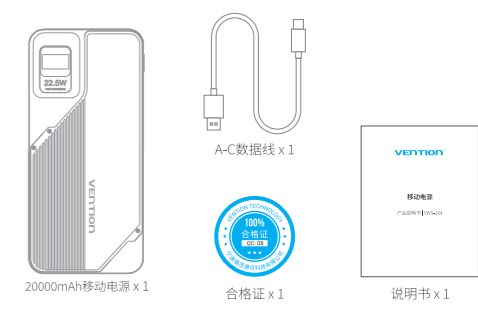
### 注意事项

- 首次使用：请将产品充满电后再进行放电，确保产品能正常使用。
- 完全充电放电循环：每2-3个月进行一次完全充电循环，校准电量显示准确性。
- 不要让移动电源长时间充电超过指示的充满状态，同样，尽量避免移动电源的电量完全耗尽再充电，建议电量不低于20%以延长电池寿命。
- 长期存放电量：长期存放时，保持电量在40-80%之间，防止电池过放或老化。
- 请勿将本产品存放于45°C以上高温环境，亦不可以置于太阳下暴晒，请勿将本产品投入火中或置于其他过热环境。
- 请勿拆解本产品或尝试对其进行任何形式的维修或改动，勿尝试更换本产品任何部分。
- 不能将钉子钉入本产品或用锤子砸或敲打。
- 不能将本产品浸于水中或存放时浸湿电源。
- 本产品在使用过程中会有适当的发热现象，温度在45°C以下，并不影响产品性能，请放心使用。
- 在携带移动电源时，应将其放在防震、防潮的包内，避免与钥匙、硬币等金属物品接触，以防短路。
- 如果移动电源在使用过程中发热异常、膨胀或有异味，应立即停止使用，并放置在安全地带，避免火灾。
- 使用质量良好的充电线，损坏的线缆可能导致充电效率低下或安全隐患。

### 警告！

- 如果电池更换不当会有爆炸危险，只能用同样类型或等效类型的电池来更换；仅维修人员可更换，非一般人员更换；
- 电池不得暴露在诸如日照，火烤或类似过热环境中；
- 消费者若使用电源适配器充电，则应购买配套使用获得CCC认证并满足标准要求的电源适配器；
- 产品使用时应放置在桌面，如需接触人体使用，接触时间应小于10s；
- 浸水后禁止使用。
- 本产品预期适用于热带气候条件下安全使用，其最高使用室内环境温度应 $\leq 35^{\circ}\text{C}$ 。

### 产品包装清单



For more interesting information and events, please follow us on social media platforms:



For warranty service or support, please contact Vention team:  
Website: www.ventiontech.com Email: vention@ventiontech.com