


年Y 月M 日D	更正记事 ECN RECORD	版本REV
2022/06/02	首版发行	A
2022/07/23	增加FCC警示标语	A1



USB Car Bluetooth5.0 Audio Receiver With Coiled Cable 1.5M Gray Zinc Alloy Type
Instruction Manual | NAGHG

Product Description


This product is applicable to phone, tablet and other devices with bluetooth function. It can achieve the bluetooth audio transmission function by connecting to the speaker devices such as car speaker with 3.5mm audio port.

Product Parameters

- Model: NAG series
- Color: Gray
- Interface type: USB 2.0/TRS 3.5mm
- Interface technics: Nickel-plated
- Shell: Zinc alloy
- Conductor: Enameled copper
- Jacket: PU
- Bluetooth version: 5.0
- Bluetooth protocol: A2DP/HFP
- Audio decoding format: SBC/AAC
- Transmission distance: 10m barrier-free transmission

The Interface Display

1. USB 2.0 interface
2. Microphone, indicator light
3. 3.5mm audio interface



Instructions

1. Bluetooth pairing

- 1 For the first time use, start car's engine and insert this product into car's USB or AUX port, auto power on and pairing status will be initiated.
- 2 Turn on the bluetooth function of user's phone, find the device "Vention-NAG" and connect it.
- 3 Product will automatically connect to user's phone once the engine is started and bluetooth function is on for the future use.

Warm tips:
Replug the product, restart the bluetooth function and repeat the pairing processes when engine is started if it fails to connect in 5min in pairing status.

2. Disconnection

- 1 Turn off the bluetooth function on your phone or exceed the transmission distance for audio disconnection.
- 2 Auto disconnection after engine is shut down.

3. Dual-device connection

- 1 This product supports simultaneous connection with two devices. First, connect with Device A. Then, connect with Device B with Device A's bluetooth function is off. Next, reopen the bluetooth of Device A and connect to this product with Device B.

4. Auto pairing

- 1 This product will automatically pair with the device that was connected last time.




5. Indicator light

- 1 Here is the indicator status for related working stat:

LED STATUS	FLASH FREQUENCY (SEC/TIME)	WORKING STATUS
Always on	1	Power On
Flash	10/1	Connected
Flash	1/2	Pairing
Fast Flash	10/2	Music Playing
Flash	10/1	Music Paused
Flash	10/2	Phone Call/ Navigation

R-R-FuL-NAGHG

For more interesting information and events, please follow us on social media platforms:

Facebook LinkedIn Instagram

For warranty service or support, please contact Vention team:
Website: www.vention.cn Email: vention@vention.cn


FCC Warning

This device complies with Part 15 of the FCC Rules. Operation is subject to the following two conditions:
(1) This device may not cause harmful interference, and (2) this device must accept any interference received, including interference that may cause undesired operation.

NOTE 1:
This equipment has been tested and found to comply with the limits for a Class B digital device, pursuant to part 15 of the FCC Rules. These limits are designed to provide reasonable protection against harmful interference in a residential installation. This equipment generates uses and can radiate radio frequency energy and, if not installed and used in accordance with the instructions, may cause harmful interference to radio communications. However, there is no guarantee that interference will not occur in a particular installation. If this equipment does cause harmful interference to radio or television reception, which can be determined by turning the equipment off and on, the user is encouraged to try to correct the interference by one or more of the following measures:
-Reorient or relocate the receiving antenna.
-Increase the separation between the equipment and receiver.
-Connect the equipment into an outlet on a circuit different from that to which the receiver is connected.
-Consult the dealer or an experienced radio/TV technician for help.

NOTE 2:
Any changes or modifications to this unit not expressly approved by the party responsible for compliance could void the user's authority to operate the equipment.

Packing List



Notes

1. It is recommended to remove the product from the interface when not using the product during the driving.
2. Do not place this product under the direct sunlight such as under the windshield, etc.
3. This product utilizes the wireless signal for transmission, please make sure that other devices in this environment will not be affected.
4. To avoid the damage, please do not put this product under strong shock or vibration environment.
5. Please avoid the usage of this product in extreme high or low temperature and humid environment.
6. Store this product in dry, dust-free, small temperature variation environment when users are in long time no use of this product.
7. Please do not use strong chemicals, detergents or strong detergents to clean this product.
8. Please place it out of the reach of children.
9. It is forbidden to disassemble, hit, squeeze the product or put it into the fire.
10. It is forbidden to use this product around magnets or environments with strong magnetic fields to avoid malfunction or damage to the product.

折叠尺寸:70x90mm 展开尺寸:90x210mm

材质:157g哑粉纸 风琴折

蓝色印刷 C: 100 M: 0 Y: 0 K: 0 参考 : Pantone Process Cyan C

宁波福茂通讯科技有限公司 NINGBO FULMAN COMMUNICATION TECHNOLOGY CO., LTD					
品名 PART NAME	NAG USB车载蓝牙5.0音频接收器弹簧线锌合金款 灰色1.5米-说明书			型号 PART MODEL	NAGHG
设计 DESIGNER	李红梅	单位 UNIT	mm	客户代码 Client NO.	
校对 CHECK		版本 REV	A1	图号 DWG. NO.	
核准 APPR.		PAGE 页数	1/1	更新 UPDATE	2022/07/23