


HITCH INSTALLATION GUIDE

2016-2022 Honda Pilot All

2014-2020 Acura MDX All

Class 3 Trailer Hitch 2-Inch Receiver



This trailer hitch is rated for:
6,000 lbs. Gross Trailer Weight,
900 lbs. Tongue Weight,
8,000 lbs. Weight Distribution capacity,
900 lbs. Weight Distribution Tongue

※ Safety glasses should be worn at all times while installing this product.

※ Periodically Check This Receiver Hitch To Ensure All Fasteners are Tight and all Structural Components are Sound.

⚠ Warning: Never Exceed Your Vehicle Manufacturer's Recommended Towing Capacity.

INSTALLATION TIPS:

1. Before You Begin Installation Read all Instructions Thoroughly.
2. To Easy Installation, 2 People May Be Required.
3. Using Proper Tools Will Greatly Improve The Quality Of The Install and Reduce The Time Required.

INSTALLATION TOOLS



22 mm Sockets



Torque Wrench



Wrench



5" Extension






Safety Glasses



Power Drill

PACKAGE ACCESSORIES INCLUDE

No.	Parts Name	Size	Line Graph	Qty	Color
1.	Hex Bolts	M12		6	Color
2.	Spring Washer	M12		6	Silver
3.	Hex Flange Nuts	M12		4	Black
4.	Hex Flange Bolts	M12		6	Black

INSTALL INSTRUCTIONS

1. Product assembly process.



Install two sides bracket.



Installation completed

2. Installed on the car.



Lift the trailer hitch by tool or ask your partner to assist you.



Take out hex bolts and spring washers slightly tighten the hex bolts.



Figure 6

Use power tool tighten the hex bolts.




Figure 7

Tighten them with a torque wrench.




Figure 8

14"Ground to Top.