



Mi LED Smart Bulb (White and Color) 2-Pack User Manual

Specifications

Model: MJDP02YL

Lamp Fiing: E27

Rated Power: 10 W

Luminous Flux: 800 lumens

Rated Input: 220-240 V ~ 50/60 Hz 0.08 A

Color Temperature Range: 1700 K - 6500 K

Wireless Connectivity: Wi-Fi IEEE 802.11 b/g/n 2.4 GHz

Service Life: Approx.25,000 h

Operating Temperature: -10°C to 40°C

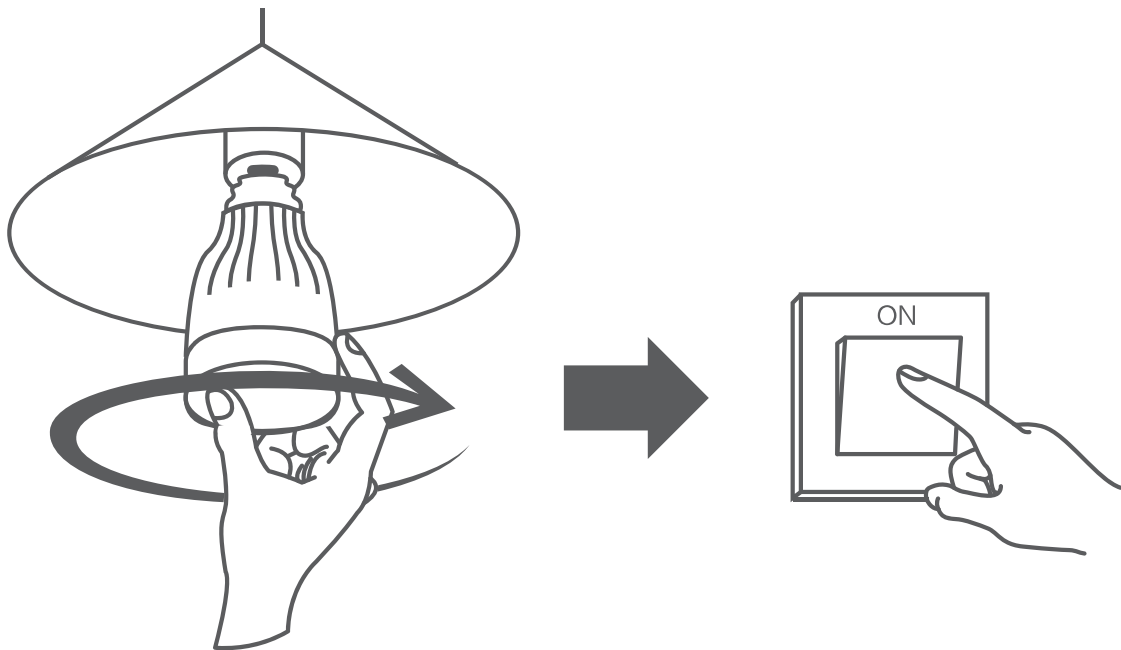
Operating Humidity: 0–85% RH

Dimensions: $\varphi 55 \times 120$ mm

Installation Steps

01 Install the Light Bulb

Install the light bulb and turn on the power.



Notes:

1. Make sure that the power is off when installing, removing, or examining the light bulb.
2. Do not use this product in a lamp with a dimmer (e.g. a desk lamp with a round dimmer switch) to avoid damaging the product.
3. Do not use this product in a damp environment.
4. Do not use the light bulb in a narrow and ill-ventilated lamp shade as it may cause weak signals or heat dissipation issues.



02 Connect with Mi Home / Xiaomi Home App

This product works with Mi Home / Xiaomi Home app *. Control your device, and interact it and other smart home devices with Mi Home / Xiaomi Home app.

Scan the QR code to download and install the app. You will be directed to the connection setup page if the app is installed already. Or search "Mi Home / Xiaomi Home" in the app Store to download and install it.

Open Mi Home / Xiaomi Home app, tap "+" on the upper right, and then follow prompts to add your device.



* The app is referred to as Xiaomi Home app in Europe (except for Russia). The name of the app displayed on your device should be taken as the default.



Note: The version of the app might have been updated, please follow the instructions based on the current app version.


03 Link a Mi Device with Google Assistant

Add the Mi Home / Xiaomi Home service to the Google Assistant app, to control devices connected to Mi Home / Xiaomi Home from Google Assistant.

1. Tap  in the Google Assistant app, search for "Mi Home / Xiaomi Home", tap "Link", and sign in with your Xiaomi account.
2. Tap  in Settings > Home control to add a device, and follow the on-screen instructions. Once the accounts are linked, you can control the Mi device from Google Assistant.

04 Link a Mi Device with Amazon Alexa

Add the Mi Home / Xiaomi Home skill to the Amazon Alexa app, to control devices connected to Mi Home / Xiaomi Home from Amazon Alexa.

1. Tap  in the Amazon Alexa app, then tap "Skills & Games", search for "Mi Home / Xiaomi Home", select the correct skill and tap "Enable". Then sign in with your Xiaomi account.
2. After successfully linking the accounts, tap DISCOVER DEVICES to add the device, and follow the on-screen instructions. Once the accounts are linked, you can control the Mi device from Amazon Alexa.

Note: The name (Mi Home or Xiaomi Home) varies by selected language or regions.

05 Apple Homekit Smart Control

You need to connect this product to the Mi Home/Xiaomi Home app. After connecting successfully, follow the instructions to complete the Apple Homekit connection and use HomeKit intelligent control.

* Make sure a Wi-Fi network with Internet access is available (this product does not support 5G networks). To control this HomeKit-compatible accessory, it is recommended that you use iOS 9.0 or above. Reconnect to the Mi Home/Xiaomi Home app after restoring the factory settings.

iPad and iPhone are the trademarks of Apple Inc., and they are registered in the United States and other countries. Please make sure the firmware has been updated to the latest version.

How to Restore to Factory Settings

Use the light switch to turn the light bulb on and off five times (on for two seconds, off for two seconds). The light bulb will display a circling multi-colored effect, then automatically reset itself and display a white light after five seconds. This shows that the light bulb has been restored to its factory settings.

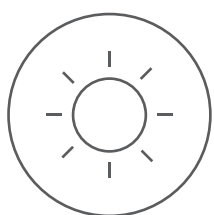
Product Features



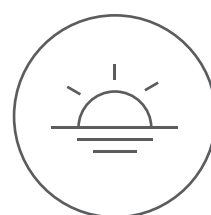
Wi-Fi Connection
(Hub Free)




Voice Control



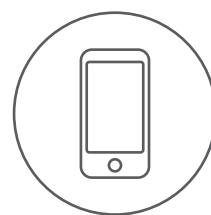
Adjustable Brightness
(80–800 lm)



Adjustable Color
Temperature (1700–6500 K)



Scheduled On/Off



Smart App Control

Warning

1. Before using this product, please make sure that your voltage is appropriate for this product's working voltage. Using this product with a voltage other than the one specified may damage the product and cause safety hazards.
2. Do not disassemble this product, as the light diodes can cause damage to the eyes.
3. The light bulb will heat up when working.
Do not use it in a confined holder for an extended period of time. Ensure sufficient ventilation for the light bulb to allow for heat dissipation.
4. The optical radiation of this LED light product complies with the "Exemptions and Requirements" of IEC 62471-2006.
5. For indoor use only.
6. Disconnect power before installation to prevent risk of electronic shock.
7. Do not use where directly exposed to water.
8. Do not use with dimmers.
9. The light source of this product are non-changeable light diodes (LED).
10. For lamps with a weight significantly higher than that of the lamps for which they are a replacement, attention should be drawn to the fact that the increased weight may reduce the mechanical stability of certain luminaires and lampholders and may impair contact making and lamp retention.

EU Declaration of Conformity

Hereby, Qingdao Yeelink Information Technology Co.,Ltd., declares that the radio equipment type MJDP02YL is in compliance with Directive 2014/53/EU. The full text of the EU declaration of conformity is available at the following internet address: <http://www.mi.com/global/service/support/declaration.html>

WEEE Disposal and Recycling

All products bearing this symbol are waste electrical and electronic equipment (WEEE as in directive 2012/19/EU) which should not be mixed with unsorted household waste.

Instead, you should protect human health and the environment by handing over your waste equipment to a designated collection point for the recycling of waste electrical and electronic equipment, appointed by the government or local authorities. Correct disposal and recycling will help prevent potential negative consequences to the environment and human health. Please contact the installer or local authorities for more information about the location as well as terms and conditions of such collection points.



Manufactured for: Xiaomi Communications Co., Ltd.

Manufactured by: Qingdao Yeelink Information Technology Co., Ltd. (a Mi Ecosystem company)

Address: 10F-B4, Building B, Qingdao International Innovation Park, No.1 Keyuan Weiyi Road,
Laoshan District, Qingdao City, Shandong Province, P.R.China

For further information, please go to www.mi.com